

# HEATEC<sup>®</sup> FLUID HEATING & STORAGE PARTS CATALOG 2026

Offering quality replacement parts for Heatec tank farms & components





# CATALOG DIRECTORY

The catalog is ordered primarily by product groups (Helical Coil Heaters, Preheaters, Metering Systems, etc.). Chapters for decals and signs, and electrical components, are included in separate sections at the back.

<b>CONTACT INFORMATION</b>	<b>3</b>	<b>METERING SYSTEMS</b>	<b>19</b>
Physical Address . . . . .	3	3" Twin Pump Metering Package . . . . .	20
Phone Numbers and Email Addresses . . . . .	3	3" Micromotion Meter . . . . .	22
		3" 3-Way Actuator Assembly . . . . .	24
<b>GENERAL INFORMATION</b>	<b>4</b>	<b>UNLOADING SYSTEMS</b>	<b>25</b>
How to Order . . . . .	4		
Voltage Requirements . . . . .	4	<b>AC TANKS</b>	<b>27</b>
Critical Spare Parts . . . . .	4	TA and TAV series . . . . .	27
CFI and OIR . . . . .	4	Mixers . . . . .	28
MultiTherm® . . . . .	4		
<b>HELICAL COIL HEATERS</b>	<b>5</b>	<b>HELI-TANK</b>	<b>29</b>
General Heater Parts . . . . .	7	General Parts . . . . .	30
Differential Pressure Switch . . . . .	8		
Circulating Pump . . . . .	9	<b>FUEL TANKS</b>	<b>31</b>
Side Pumps . . . . .	10	Standard Fuel Tanks (AFT series) . . . . .	31
54 gpm Side Pump . . . . .	11	Fuel Tanks with Secondary Containment (DCT series) . . . . .	32
Pump Rebuild Kits . . . . .	11		
Burner . . . . .	12	<b>MISCELLANEOUS TANKS</b>	<b>33</b>
Fuel Train . . . . .	14	Calibration Tanks (CAL series) . . . . .	33
		Additive Tanks & Pumps . . . . .	34
<b>FUEL PREHEATERS</b>	<b>15</b>	Nitrogen Blanket System . . . . .	34
Standard Components . . . . .	16		
Skid Components . . . . .	17	<b>DECALS &amp; SIGNS</b>	<b>35</b>
		Vinyl Decals . . . . .	35
		Signs . . . . .	36

<b>ELECTRICAL</b>	<b>37</b>
Control Panel overview . . . . .	37
Enclosures. . . . .	37
Transformers. . . . .	38
Relays. . . . .	39
Lights . . . . .	39
Displays . . . . .	39
Switches. . . . .	40
Sensors . . . . .	40
Controllers. . . . .	41
Transmitters . . . . .	42
Burner Management System. . . . .	43



# CONTACT INFORMATION

## PHYSICAL ADDRESS

**Astec - Heatec Products**  
5200 Wilson Rd  
Chattanooga, TN 37410

## PHONE NUMBERS AND EMAIL ADDRESSES

Please refer to the following list of departments with key contacts. Contact us at any time.

### ASPHALT / CONSTRUCTION PARTS 1.800.251.6042

Location / Market	Email
<ul style="list-style-type: none"> <li>United States (FL, GA, IA, IN, MI, MN, ND, NE, SD, TX, WI)</li> </ul>	<a href="mailto:partsP.ips@astecindustries.com">partsP.ips@astecindustries.com</a>
<ul style="list-style-type: none"> <li>United States (AK, AL, CO, DE, ID, IL, KS, KY, MD, MO, MS, MT, OR, TN, UT, VA, WA, WV, WY)</li> </ul>	<a href="mailto:partsQ.ips@astecindustries.com">partsQ.ips@astecindustries.com</a>
<ul style="list-style-type: none"> <li>United States (AR, CT, LA, MA, ME, NC, NH, NJ, NY, OH, OK, PA, RI, SC, VT)</li> </ul>	<a href="mailto:partsR.ips@astecindustries.com">partsR.ips@astecindustries.com</a>
<ul style="list-style-type: none"> <li>United States (AZ, CA, HI, NM, NV)</li> <li>Canada</li> <li>International</li> <li>Intercompany</li> </ul>	<a href="mailto:partsS.ips@astecindustries.com">partsS.ips@astecindustries.com</a>

#### Contacts:

- Tom Carson, Manager, Customer Operations
- Cameron Holmes, Customer Operations Specialist
- Ryan MacGregor, Customer Operations Specialist
- Kenny Streck, Customer Operations Specialist II
- Christian Thompson, Customer Operations Specialist
- Stephanie Weatherholtz, Customer Operations Specialist

### TERMINAL PARTS 1.800.251.6042

**Email:** [PartsTerminal.cwr@astecindustries.com](mailto:PartsTerminal.cwr@astecindustries.com)

#### Contacts:

- Philip Womac, Customer Operations Specialist

# GENERAL INFORMATION

## HOW TO ORDER

This catalog contains the most frequently ordered parts for Heatec tank farm plants and components.

Parts may be ordered from the Parts Department Inside Sales team. See preceding page for contact information.

When ordering parts, the equipment model and serial number are required. The serial number is located on the tank, heater, or nameplate in the main control panel.

To place an order after regular business hours, please call 1.800.235.5200 and ask for the parts department. You will be connected with a salesperson.



Heatec recommends MultiTherm® as a high-quality thermal fluid (heat transfer fluid). As part of an overall strategy of tank farm system maintenance, MultiTherm can extend the life of your equipment and improve plant efficiency by reducing fluid breakdown that leads to thermal cracking, oxidization, and contamination.

MultiTherm heat transfer fluids are treated chemically to improve stability and remove impurities to ensure maximum thermal stability and lifetime. Some of the benefits of MultiTherm thermal fluids:

- Fluid lifetimes up to 30+ years.
- Maximum operating temperatures exceed needs of most industrial applications.
- Mineral oil base is pure hydrocarbon, providing superior thermal stability.

MultiTherm is available in 55 gal drums, 275 and 325 gal totes, and tankers sized at 2000 gal and up.

MultiTherm offers a free Fluid Analysis Program designed to identify sources of fluid degradation with minimal effort and no system downtime for sampling. Each result is analyzed by a trained professional and a report is generated to indicate the condition of your thermal fluid and any preventative action necessary. Contact Heatec at 423.821.5200 for the free test kit.

## VOLTAGE REQUIREMENTS

Unless otherwise noted, part numbers reflect 460V configurations. If you have a special electrical voltage or phase set up, please call us for custom options.

## CRITICAL SPARE PARTS

Spare parts that are categorized as critical are marked with a red triangle (▲).

## CFI AND OIR

When ordering parts, some are complicated with many options and variations or are no longer available. To identify these parts, an acronym has been used in the Part No. field. Two acronyms have been used and are identified as follows:

- **CFI** Contact For Information
- **OIR** Order Information Required

Reference the example below for the location of the acronym:

**EXAMPLE:**

Description	Heatec® Part No.
Antenna	CFI*

## CFI

A CFI indicates additional specifications are required. Please contact the Heatec Parts Department at Astec for further details. When a CFI is referenced, a table with a specific definition will follow.

**EXAMPLE:**

CFI - Contact for Information
Specifications required when ordering complete units. Please contact Heatec® for further details.

## OIR

An OIR indicates specific information in addition to the Part No. is required when ordering. When an OIR is referenced, a table with the specific information is identified.

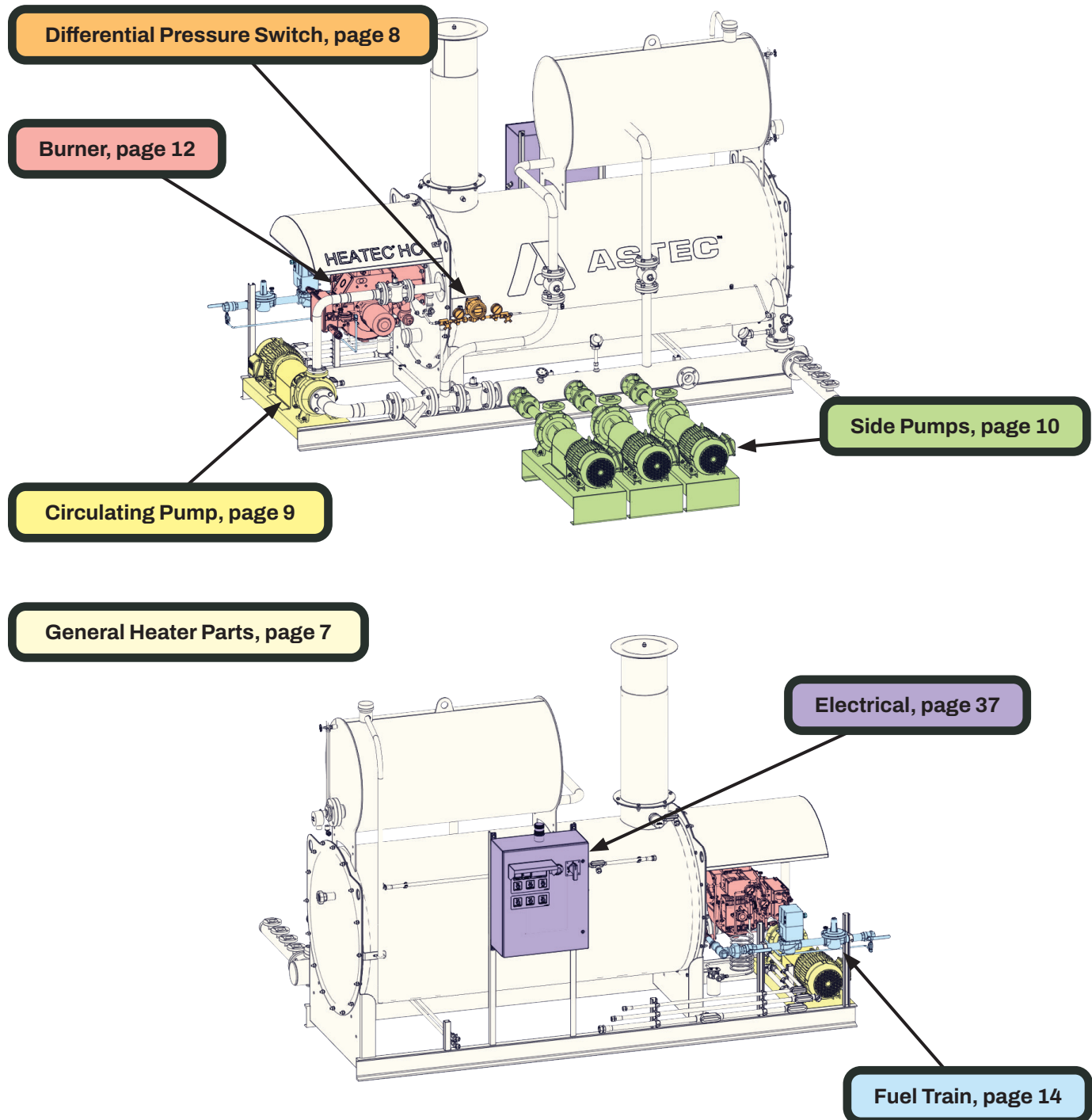
**EXAMPLE:**

OIR Ordering Information Required
When ordering item "A", the discharge opening size, 24" or 30", must be specified.

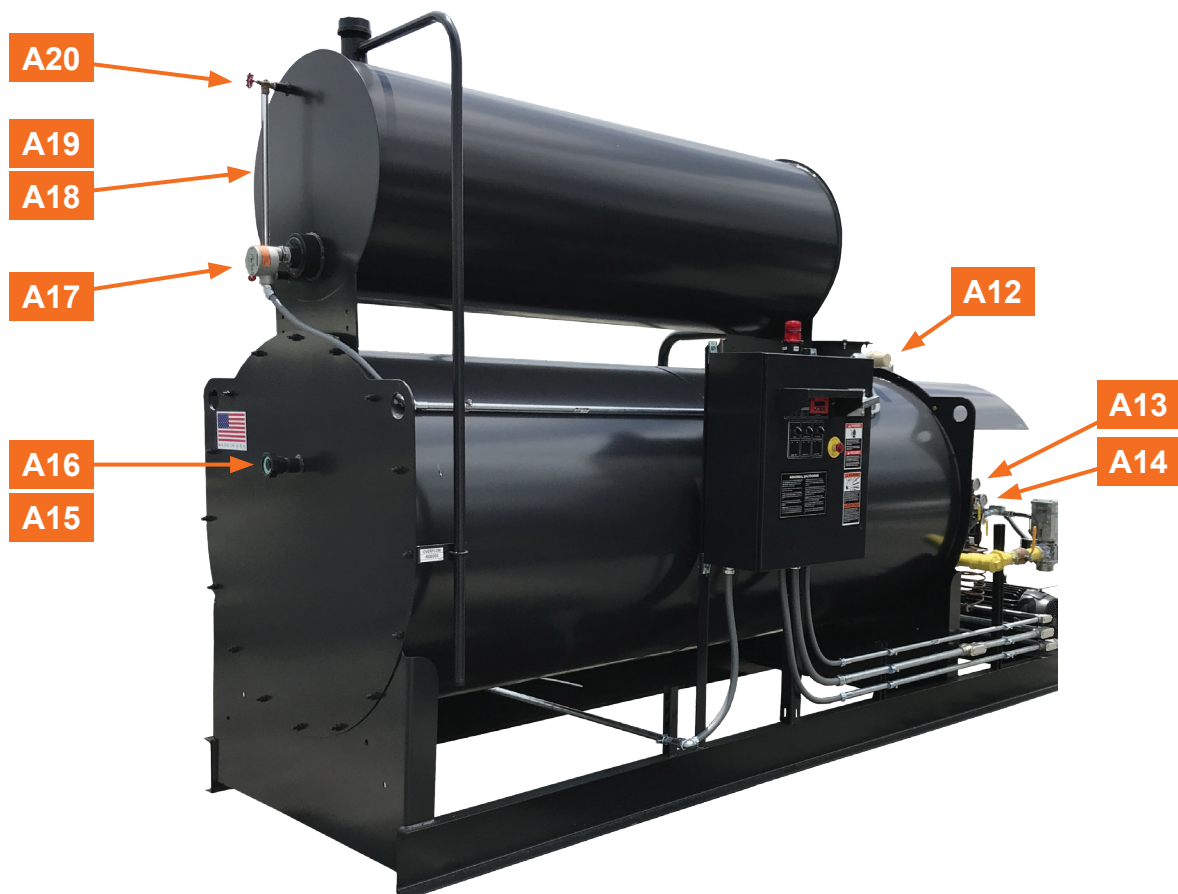

# HELICAL COIL HEATERS

The parts in this section are used in Helical Coil Heater models HCS-100, HC-120, HCS-175, and HC-200.

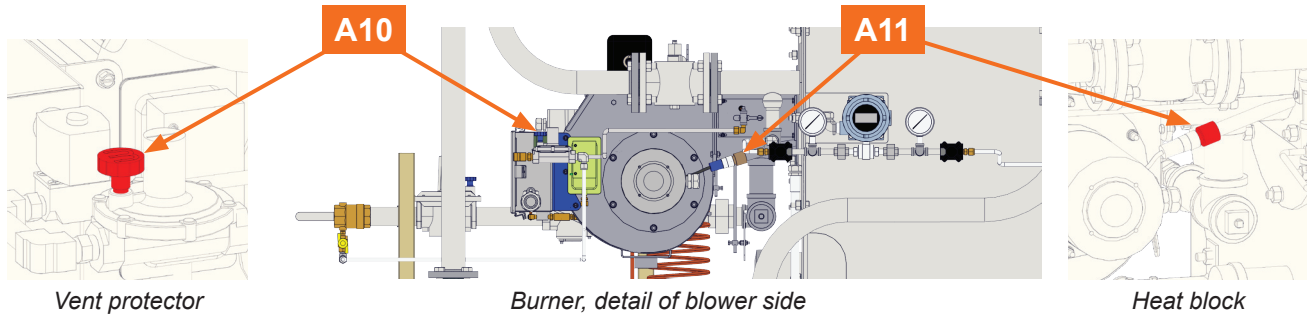
HELICAL COIL HEATERS



# HELICAL COIL HEATERS








## GENERAL HEATER PARTS

Item	Description	Heatec® Part No.	Qty	HCH Model(s)
A1	Plug Valve, 2", 2-way	5000531	3	Std*
	Gate Valve, 2"	5000545	3	High-Temp*
A2	Thermowell, 3/4" NPT	5003086	HCS-100/HCS-175: 1	ALL
			HC-120/HC-200: 2	
A3	Thermometer, 150–750°F	5000918	HCS-100/HCS-175: 1	ALL
			HC-120/HC-200: 2	
A4	Thermocouple, Type J Duplex	5004184	HCS-100/HCS-175: 1	ALL
			HC-120/HC-200: 2	
A5	Plug Valve, 3", 2-way	5000535	1	Std*
	Gate Valve, 3"	5000547	1	High-Temp*
A6	<b>Y-Strainer Assembly, 3" 150# flanged</b>	5002889	1	Std*
	<b>Y-Strainer Assembly, 3" 150# flanged</b>	5011742	1	High-Temp*
A7	Seal-Off Fitting, 1"	5010515	1	ALL
A8	Fuel Filter with head	5001148	1	ALL
A9	Seal-Off Fitting, 1/2"	5006582	1	ALL
A10	Vent Protector, 1/8"	5028164	1	ALL
A11	Heat Block	5001949	1	ALL
A12	Stack Temperature Switch	5000901	1	ALL
A13	Pressure Gauge, 0–300 psi, liquid filled	5000922	2	ALL
A14	Ball Valve, 1/4" NPT	5000549	2	ALL
A15	Peepsight Gasket, 1/16" x 2-1/2" OD x 1-3/4	5009159	2	ALL
A16	Pyrex Peepsight Glass, 7/32" x 2-3/8" dia	5000926	1	ALL
A17	Liquid Level Control, 3" 150# RF flanged	5058223	1	ALL
A18	Gauge Glass, 5/8" x 28"	5000924	1	ALL
A19	Gauge Rod, 3/16" x 27"	5000925	2	ALL
A20	Gauge Valve (set of 2 valves)	5000923	1	ALL
	Fireye UV1A6 Flame Scanner	5000879	1	ALL
	Cover Plate Gasket for Y-Strainer	5013964	1	ALL
	Flange Gasket, 1-1/2" type F	5000489	1	Std*
	Flange Gasket, 2-1/2" type F	5000491	3	Std*
	Flange Gasket, 2" type F	5000490	6	Std*
	Flange Gasket, 3" type F	5000492	HC-120: 6 HC-200: 5	Std*

GENERAL HEATER PARTS, CONTINUED

Item	Description	Heatec® Part No.	Qty	HCH Model(s)
	Flange Gasket, 1-1/2" spiral wound	5029009	1	High-Temp*
	Flange Gasket, 2-1/2" spiral wound	5001337	1	High-Temp*
	Flange Gasket, 2" spiral wound	5001336	6	High-Temp*
	Flange Gasket, 3" spiral wound	5001335	6	High-Temp*

\*"Std" refers to heaters operating at below 450° F. "High-Temp" refers to heaters operating at above 450° F.



DIFFERENTIAL PRESSURE SWITCH

Item	Description	Heatec® Part No.	Qty	HCH Model(s)
B1	Differential Pressure Switch Assembly*	70000DP	1	ALL
B2	Differential Pressure Switch*	5046566	1	ALL
B3	Pressure Gauge, 1/4" 0–60 psi	5013084	2	ALL
B4	Needle Valve, 1/4"	5003426	2	ALL

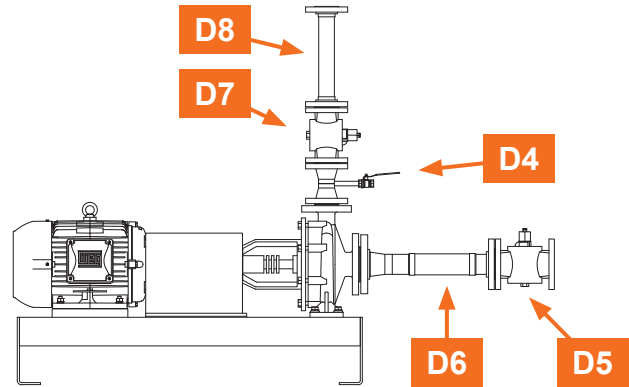

\*Note: Switch must be programmed.

For the Electrical Control Box, please see the section Electrical, page 37



## CIRCULATING PUMP

Item	Description	Heatec® Part No.	Qty	HCH Model(s)
C1	Main Circulating Pump, 40-200/178 ▲	5017839	1	ALL
Circulating Pump Motor				
	Combination Starter, 9–12.5A 120VAC Coil	5044839	1	HCS-100, HC-120
	Combination Starter, 17–22A 120VAC Coil	5045228	1	HCS-175, HC-200
460V Pump Motors				
C2	TEFC Motor, 10 hp	5001615	1	HCS-100, HC-120
	TEFC Motor, 15 hp	5002490	1	HCS-175, HC-200
575V Pump Motors				
C2	TEFC Motor, 10 hp	5016873	1	HCS-100, HC-120
	TEFC Motor, 15 hp	5001824	1	HCS-175, HC-200



## SIDE PUMPS

Also known as Auxiliary Pumps or Loop Pumps.

Item	Description	Heatec® Part No.	Qty	HCH Model(s)
D1	Side Pump Assembly (motor and pump)	60220063	1	ALL
D2	TEFC Electric Motor, 7.5 hp	5001540	1	ALL
D3	Impeller Pump, ZTND 40-200/170 ▲	5013828	1	ALL
	Combination Starter, 7–10A 120VAC Coil (for motor)	5044838	1	ALL
Piping				
	Side Pump Piping Parts Kit (includes B1–B5)	3002004	1	ALL
D4	Ball Valve, 1/4" NPT	5003032	1	ALL
D5	Plug Valve, 2", 2 Way	5000531	1	ALL
D6	Flex Hose Assembly, 2" flanged x 2-1/2" flanged	5026218	1	ALL
D7	Ball Valve, 1/4" NPT	5003032	1	ALL
D8	Plug Valve, 2", 2 Way	5000531	1	ALL
	Spool Piece	N/A	1	ALL
	Parts for High Temperature Piping	CFI**		High-Temp**
	Flange Gasket, 1-1/2" type F	5000489	3	ALL
	Flange Gasket, 2" type F	5000490	1	ALL
	Flange Gasket, 2-1/2" type F	5000491	1	ALL

### \*\*CFI - Contact for Information

High temperature (450° F and up) piping parts for side pumps are available. Call for information.



## 54 GPM SIDE PUMP

For use with thermal fluid heated drag conveyors, traverse conveyors, and silos.

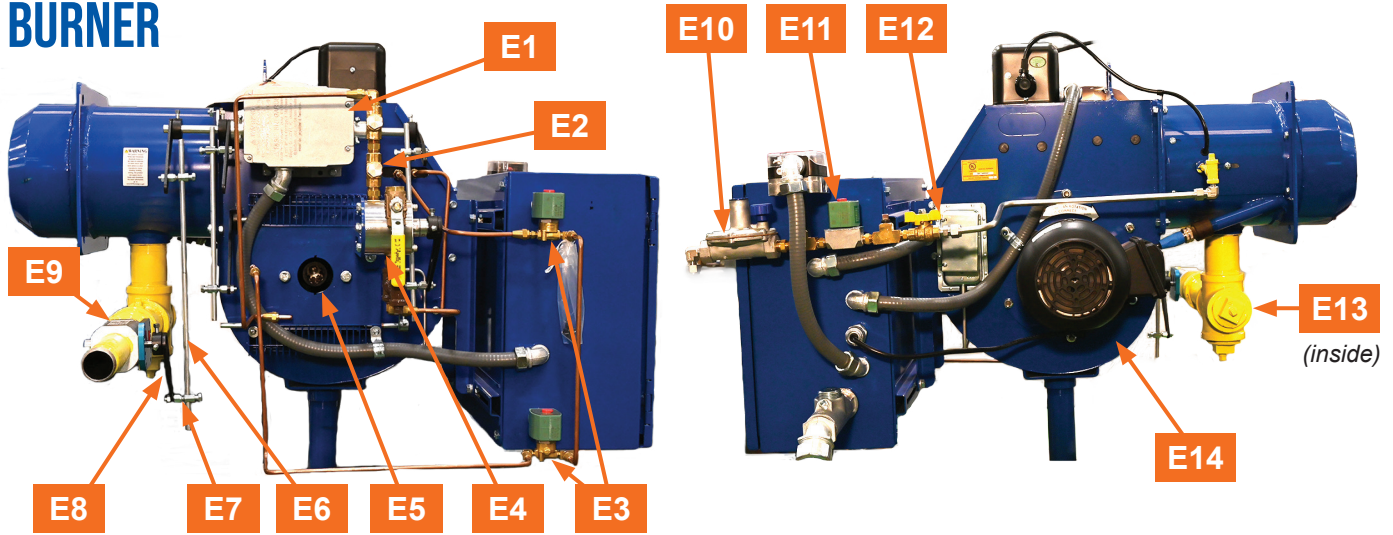
Item	Description	Heatec® Part No.	Qty	HCH Model(s)
	TEFC Electric Motor, 5 hp	5001539	1	54GPM
	Pump, 32-125	5017905	1	54GPM
Piping				
	Ball Valve, 1/4" NPT	5003032	1	54GPM
	Plug Valve, 2", 2 Way	5000531	1	54GPM
	Ball Valve, 1/4" NPT	5003032	1	54GPM
	Plug Valve, 2", 2 Way	5000531	1	54GPM
	Check Valve, 1-1/2"	5008089	1	54GPM
	Flange Gasket, 1-1/2" type F	5000489	3	54GPM
	Flange Gasket, 1-1/4" type F	5000488	1	54GPM
	Flex Hose, 1-1/2" x 12	5001389	1	54GPM
	Flex Hose, 2" x 12	5007222	1	54GPM

## PUMP REBUILD KITS

For use with Main Circulating Pump 5017839 and Side Pump 5013828.

Item	Description	Heatec® Part No.	Qty	HCH Model(s)
	1st Time Rebuild Kit ▲	5048799	1	ALL
	2nd Time Rebuild Kit: includes 1st Time Rebuilt Kit plus Sleeve Bearing (5007823) and Pump Shaft (5007819)	REBUILDKIT2	1	ALL

# BURNER



## BURNER PARTS


Item	Description	Heatec® Part No.	Qty	HCH Model(s)
	<b>Power Flame Assembly, C2-GO-15 #2</b>	5015998	1	HCS-100, HC-120
	<b>Power Flame Assembly, C2-GO-20B #2</b>	5016062	1	HCS-175, HC-200
E1	Modulation Motor ▲	5009331	1	ALL
E2	Check Valve, 3/8" NPT	5046013	1	ALL
E3	Fuel Oil Valve, 1/8" 2-Way	5015726	2	ALL
E4	Modulating Fuel Oil Valve	5001654	1	ALL
E5	Fuel Oil Pump ▲	5022828	1	HCS-100, HC-120
	Fuel Oil Pump ▲	5009042	1	HCS-175, HC-200
E6	Linkage Rod, 5/16 x 36	5017504	CFI*	ALL
E7	Ball Joint, 5/16-24 x 5/8 (for linkage rods)	5004590	CFI*	ALL
E8	Linkage Arm	CFI*	CFI*	ALL
E9	Butterfly Valve	CFI*	1	ALL
E10	Gas Pilot Regulator, 3/8" FPT ▲	5001130	1	ALL
E11	Pilot Valve, 1/4"	5015509	1	ALL
E12	Airflow Switch, .05-12.00" WC	5008488	1	ALL
E13	Propane Orifice and Spring	CFI*	1	ALL

**\*CFI - Contact for Information**

Parts are model-specific. Call for information.

### Blower for Power Flame Burner

E14	TEFC Electric Motor, 1 hp ▲	5001382	1	HCS-100, HC-120
	TEFC Electric Motor, 1.5 hp ▲	5002588	1	HCS-175, HC-200
	Blower Wheel ▲	5001082	1	HCS-100, HC-120
	Blower Wheel ▲	5001084	1	HCS-175, HC-200
	Combination Starter, 1.4-2A 120VAC Coil	5044831	1	HCS-100, HC-120
	Combination Starter, 2.2-3.2A 120VAC Coil	5044833	1	HCS-175, HC-200
	Element Coupling, 18" (Blower Motor to Oil Pump) ▲	5001091	1	ALL



Oil Gun Assembly

## OIL GUN PARTS

Item	Description	Heatec® Part No.	Qty	HCH Model(s)
	<b>Oil Gun Assembly</b>	<b>CFI*</b>	1	ALL
F1	Nozzle, 6.5 gph, 45° (for C2-GO-15 burner)	5015966	1	HCS-100, HC-120
	Nozzle, 9.5 gph, 45° (for C2-GO-20B burner)	5016267	1	HCS-175, HC-200
F2	Diffuser	500108		ALL
F3	Burner Ignition Electrode, part 1 of 2 ▲	5051610	1	ALL
F4	Burner Ignition Electrode, part 2 of 2 ▲	5051611	1	ALL
F5	Oil Pump Ignition Cable (pair) ▲	5001124	1	ALL

### \*CFI - Contact for Information

Oil Gun Assembly part no. varies, depending on burner model and manufacturing date. Call for information.



Gas Pilot Assembly

## GAS PILOT PARTS

Item	Description	Heatec® Part No.	Qty	HCH Model(s)
	<b>Gas Pilot Assembly</b>	<b>CFI*</b>	1	ALL
G1	Gas Ignition Cable ▲	5001128	1	ALL
G2	Gas Ignition Electrode ▲	5001127	1	ALL

### \*CFI - Contact for Information

Gas Pilot Assembly part no. varies, depending on burner model and manufacturing date. Call for information.



## FUEL TRAIN

Item	Description	Heatec® Part No.	Qty	HCH Model(s)
	Fuel Train Assembly for HCS-100, HC-120	CFI*	1	HCS-100, HC-120
	Fuel Train Assembly for HCS-175, HC-200	CFI*	1	HCS-175 HC-200
H1	Actuator for Main Gas Valve ▲	5001476	1	ALL
H2	Main Gas Valve, 1-1/2"	5002683	1	HCS-100, HC-120
	Main Gas Valve, 2"	5002453	1	HCS-175, HC-200
H4	Main Gas Regulator, 1-1/2"	5001141	1	HCS-100, HC-120
	Main Gas Regulator, 2"	5001142	1	HCS-175, HC-200
	Low Pressure Gas Switch	5016312	1	HCS-175 and above
	High Pressure Gas Switch	5016313	1	HCS-175 and above

**\*CFI - Contact for Information**

Fuel Train Assembly part no. varies. Call for information.

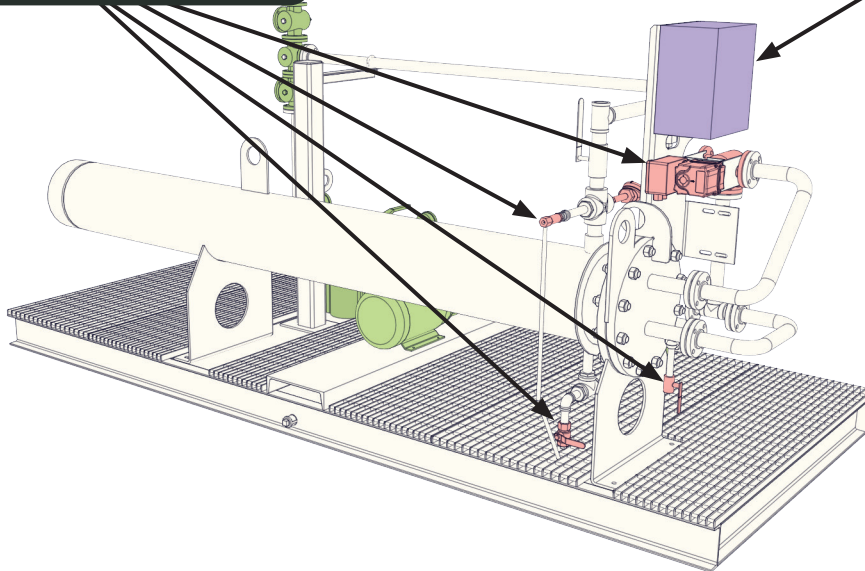


# FUEL PREHEATERS

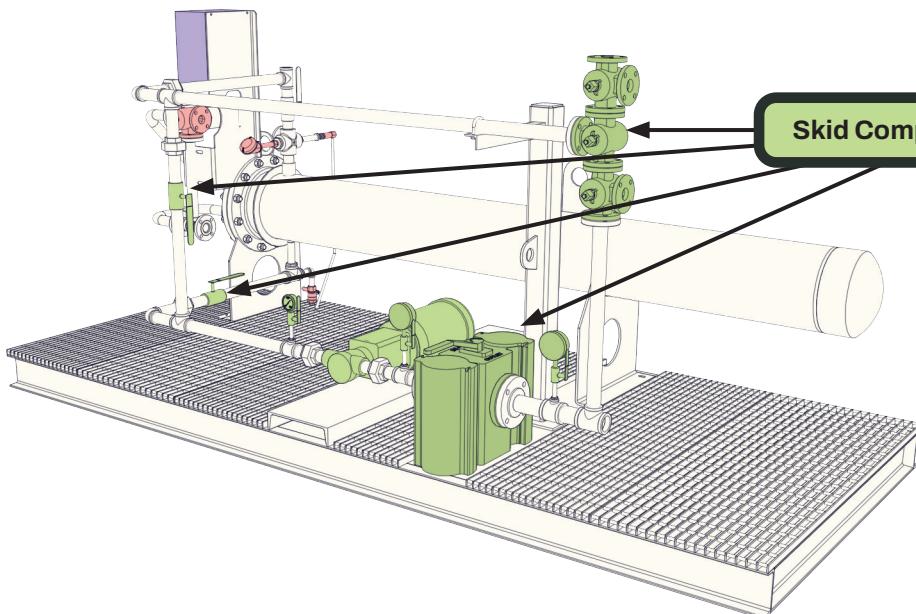
The parts in this section are used in Preheater models HFP-100R, HFP-100RS, HFP-120R, and HFP-120RS.

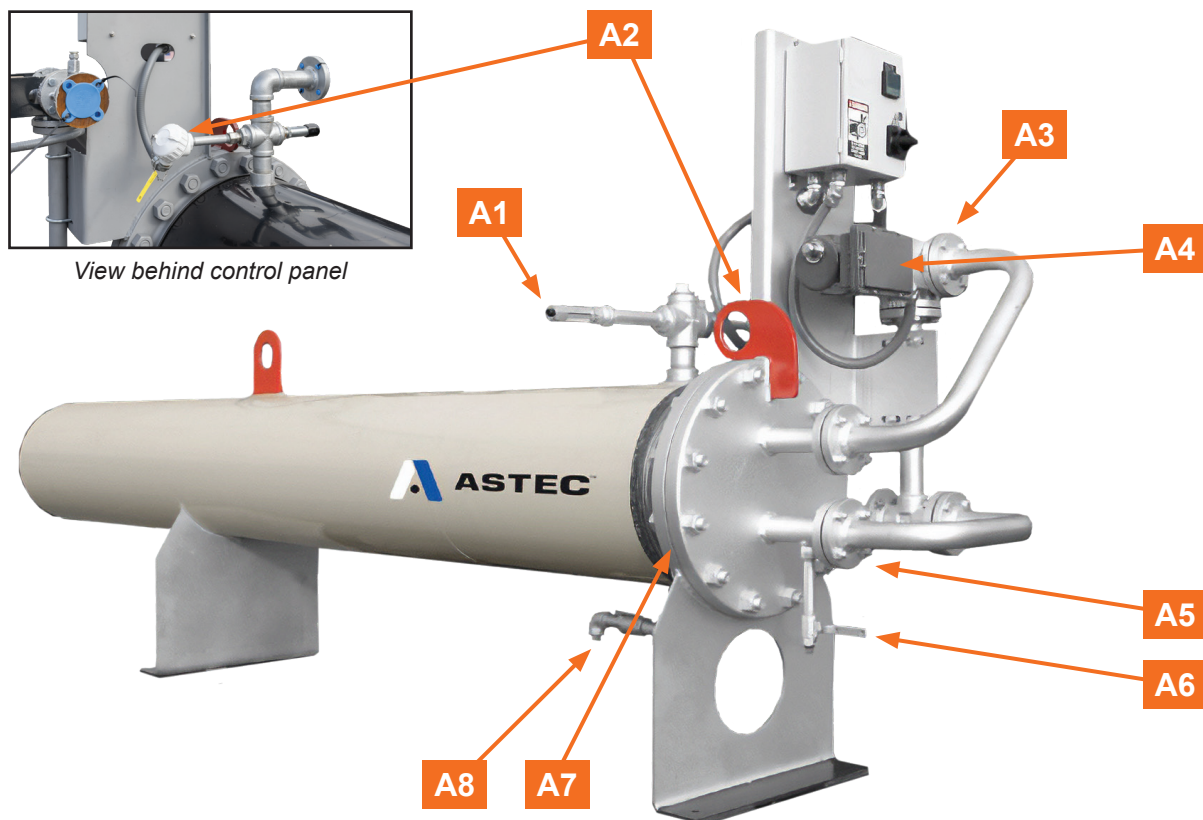
**Standard Components, page 16**

**Electrical, page 37**



**Skid Components, page 17**






## STANDARD COMPONENTS

Item	Description	Heatec® Part No.	Qty
A1	Pressure Relief Valve (late models)	5017367	1
	Bypass Relief Valve (early models)	5012213	1
	Pressure Relief Valve (ASME code)	5009121	1
A2	Type J Duplex Thermocouple	5004184	1
A3	Plug Valve, 1-1/2" 3-Way 3-Port	5015641	1
A4	Valve Actuator	5021657 OIR	1
A5	Gasket, 1-1/2" type F	5000489	5
A6	Thermal Fluid Drain Valve	5011906	1
A7	Flange Gasket, 12" type F	5002738	1
A8	Fuel Drain Valve	5002057	1

### \*OIR Ordering Information Required

Setup is required, due to orientation change.



## SKID COMPONENTS

These are additional parts found in Preheater skid models HFP-100RS and HFP-120RS.

Item	Description	Heatec® Part No.	Qty
B1	Heavy Duty Internal Gear Pump, 5 hp	5030030	1
B2	Plug Valve, 1-1/2", 3-way	5015641	3
B3	Gauge, 0–30 psi	5015195	2
B4	<b>Duplex Strainer, 3", 1/16" basket</b>	OIR	1
	Replacement O-Rings for Strainer	OIR	2
	Replacement Basket for Strainer	OIR	1
B5	Ball Valve, 1/4" screwed	5000549	3
B6	Pressure Gauge, 0–300 psi, liquid filled	5000922	1
B7	Ball Valve, 1-1/2" NPT	5002056	3
	Flange Gasket, 3" type F	5000492	2
	Flange Gasket, 1-1/2" type F	5000489	4

**\*OIR Ordering Information Required**

Please specify strainer model when ordering.

[illegible]



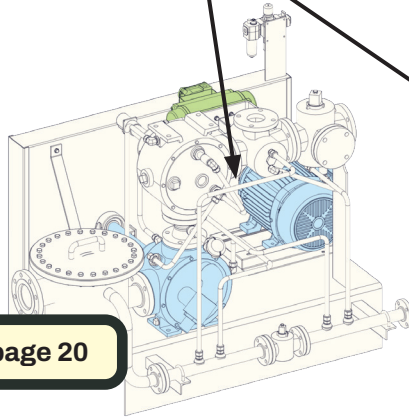
# METERING SYSTEMS

## 3" TWIN PUMP METERING PACKAGE

FRONT

Motor, Belt, and Pump, page 21

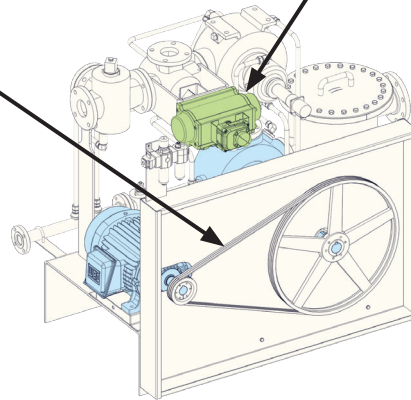
General Parts, page 20



3" 3-Way Actuator Assembly, page 24

BACK

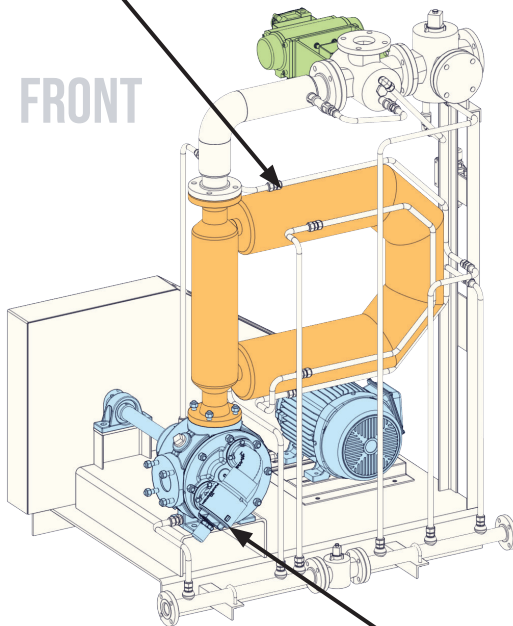
*Belt housing cover removed to show detail*



## 3" MICROMOTION METER

Transmitter for Sensor, page 42

FRONT

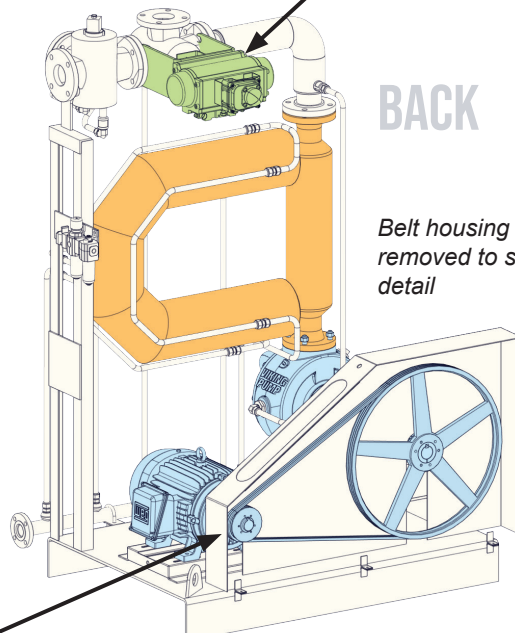


Motor, Belt, and Pump, page 23

3" 3-Way Actuator Assembly, page 24


BACK

*Belt housing cover removed to show detail*



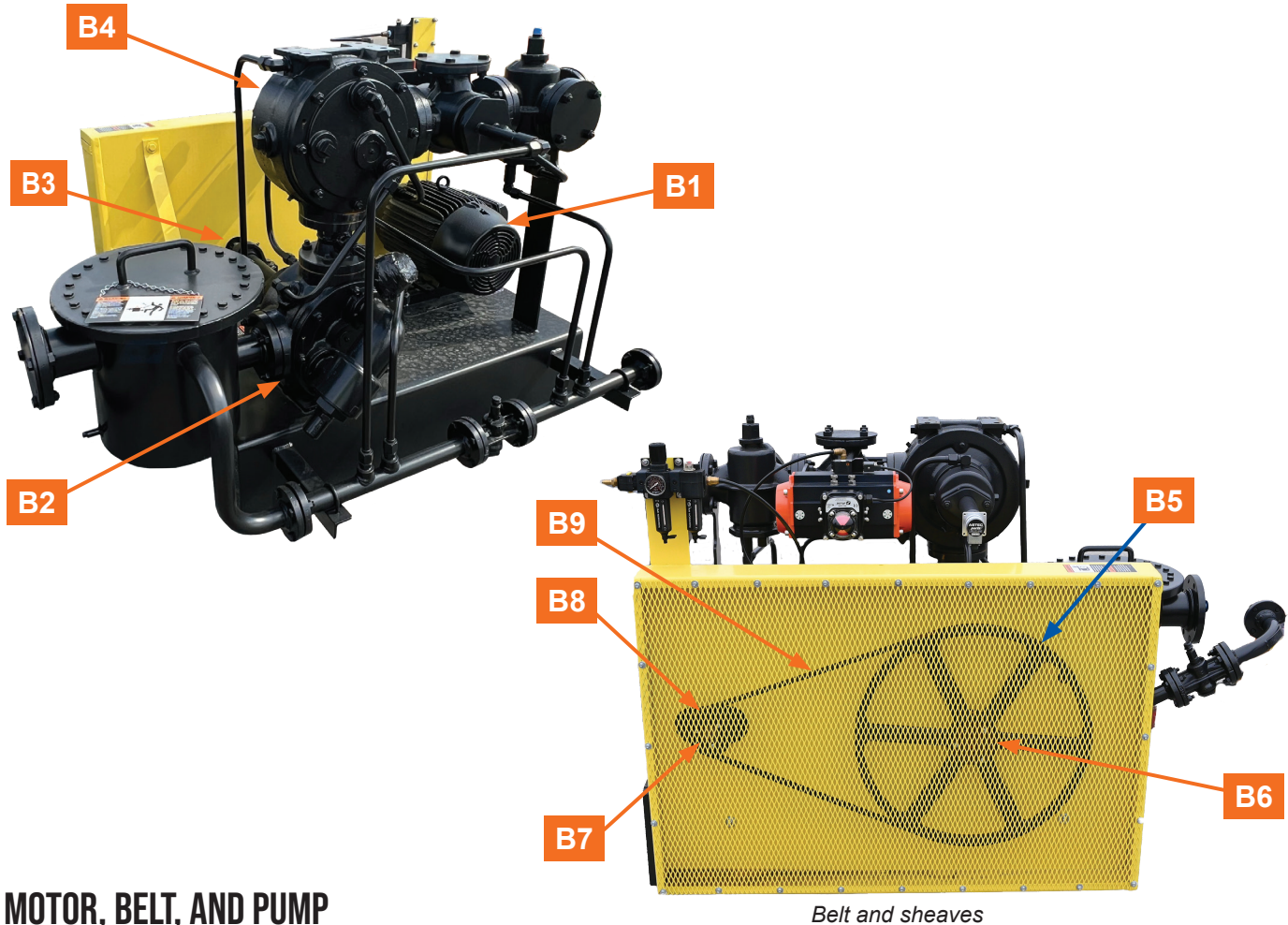
General Parts, page 22

## 3" TWIN PUMP METERING PACKAGE



### GENERAL PARTS

Item	Description	Heatec® Part No.	Qty
A1	3" 3-Way Actuator Assembly (see page 24 for parts)	3001130	1
A2	Air Filter/Regulator/Lubricator With Lockout	5006467	1
A3	Plug Valve (Calibration Valve), 3", 3-way, 3-port	5000543	2
A4	Plug Valve (Hot Oil Valve), 1-1/2", 2-way	5000530	1
A5	Type J Duplex Thermocouple	5004184	1
A6	Asphalt Pump Relief Valve	5018742	1
A8	Incremental Shaft Encoder	5021378	1
A9	Adapter Shaft	5008675	1
	Flange Gasket, 1-1/2" type F	5000489	2
	Flange Gasket, 3" type F	5000492	5


*Belt and sheaves*


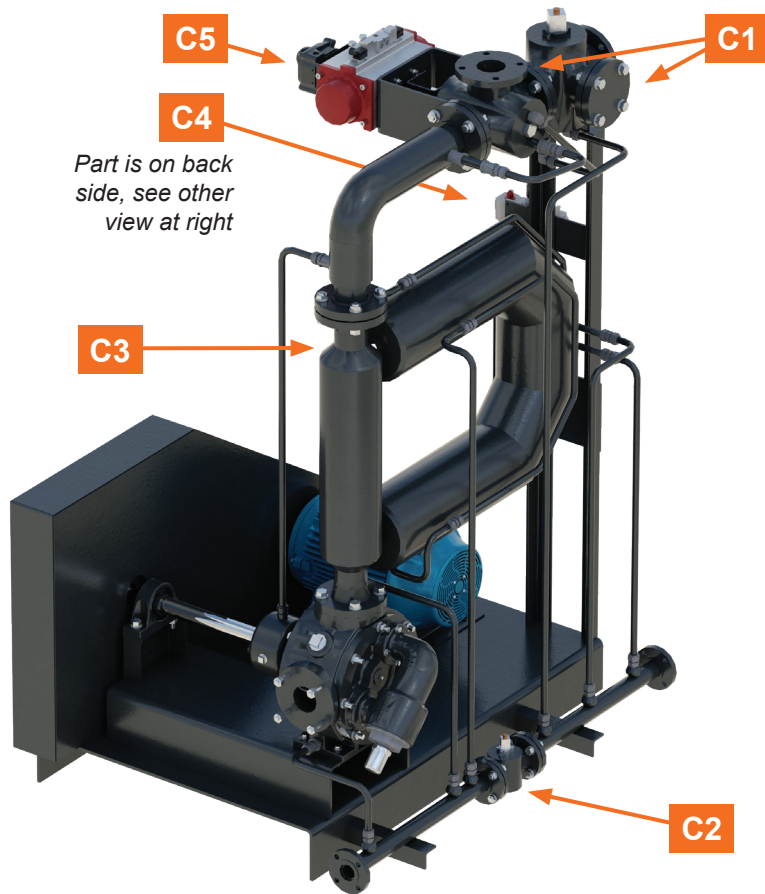
## MOTOR, BELT, AND PUMP

Item	Description	Heatec® Part No.	Qty
B1	TEFC Motor, 15 hp	5001646	1
B2	Drive Pump, standard fitted, jacketed, with relief valve	5006488	1
B3	Pillow Block Bearing	5001066	1
B4	Metering Pump, standard fitted, jacketed	5006486	1
B5	Pump Sheave	5001044	1
B6	Pump Bushing	5001052	1
B7	Motor Bushing	5001099	1
B8	Motor Sheave	5002486	1
B9	Belt, 1060 mm	5006544	3
	Packing Wedgee (for pumps)	5058689	2
	Mechanical Seal	5015168 CFI*	2
	Head Gasket	5001974	2
	Relief Valve Gasket (Drive Pump only)	5000994	2

### \*CFI - Contact for Information

Mechanical Seal is used on some versions.  
Call for information.

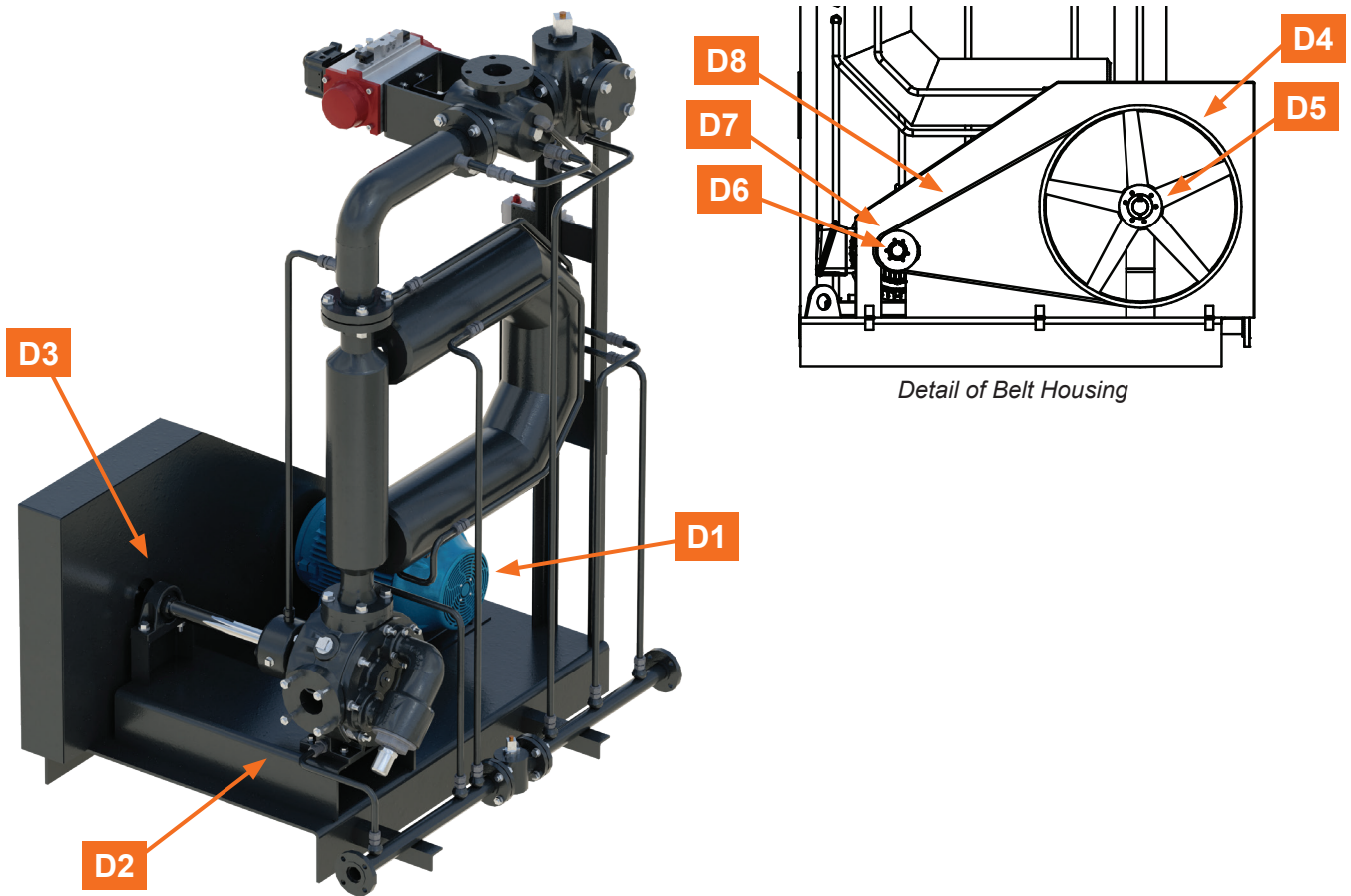
# 3" MICROMOTION METER



## GENERAL PARTS

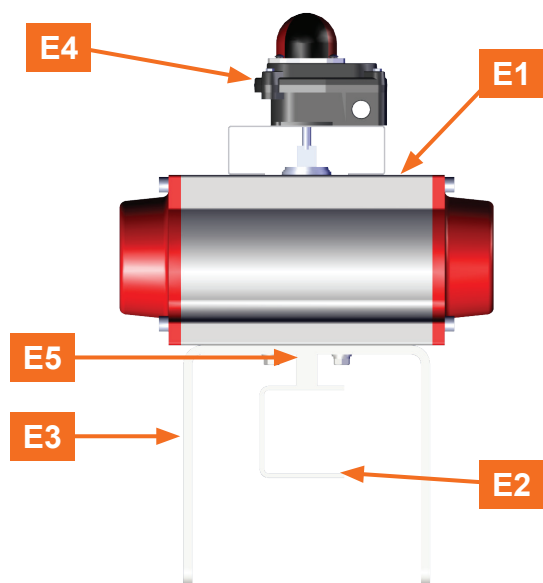
Item	Description	Heatec® Part No.	Qty
C1	Plug Valve, 3", 3-way, 3-port	5000543	2
C2	Plug Valve, 1-1/2", 2-way	5000530	1
C3	High-Temp Micromotion Sensor, 3"	5029179	1
C4	Air Filter/Regulator/Lubricator with lockout	5006467	1
C5	<b>3" 3-Way Actuator Assembly</b> (see page 24 for parts)	3001130	1
	Flange Gasket, 1-1/2" type F	5000489	2
	Flange Gasket, 3" type F	5000492	5
	Hose, 3/8" black plastic	5012075	1





## MOTOR, BELT, AND PUMP

Item	Description	Heatec® Part No.	Qty
D1	TEFC Motor, 15 hp, dual voltage	5001646	1
D2	Pump, standard fitted, jacketed, with relief valve	5006488	1
D3	Pillow Block Bearing	5001066	1
D4	Pump Sheave	5001044	1
D5	Pump Bushing	5001052	1
D6	Motor Bushing	5001099	1
D7	Motor Sheave	5002486	1
D8	Belt, 1120 mm	5001047	3
	Packing Wedgee (for pump)	5058689	1



3" 3-Way Actuator (3001130)


## 3" 3-WAY ACTUATOR ASSEMBLY

This actuator (3001130) is used on the 3" Twin Pump Metering Package and the 3" Micromotion Meter.


Item	Description	Heatec® Part No.
E1	Pneumatic Actuator	5015566
	Single Valve Solenoid	5012898
	Coil for Valve Solenoid	5014053
E2	Valve Bracket	3001035-1
E3	Mounting Bracket	3001034
E4	Limit Switch Box APL-310N	5017593
E5	Star Adapter	5014165



# UNLOADING SYSTEMS



Detail of belt and sheaves (housing removed)



Item	Description	3" Pump (ACAP-005)	4" Pump (ACAP-006)	Qty
		Heatec® Part No.	Heatec® Part No.	
1	Motor Sheave	5001041	5001042	1
2	Motor Bushing	5001099	5001053	1
3	Belt, 1120 mm	5001047	5001048	3
4	Pump Bushing	5001052	5001054	1
5	Pump Sheave	5001044	5001045	1
6	Pillow Block Bearing	5001066	5001066	1
7	TEFC Motor, 15 hp, dual plated, 460V/60Hz or 380V/50Hz	5001646	5001381	1
8	Pump, standard fitted, jacketed, with relief valve	5006488	5000952	1
	Flex Hose, 3/4" x 36" (Hot Oil)	5001820	5001820	2
	Packing Wedgee (for pump)	5058689	5058689	1

[illegible]

# AC TANKS

## TA AND TAV SERIES

The parts in this section are used in all AC Tank models identified by “TA” (horizontal) and “TAV” (vertical)—for example, TA-10D, TA-25DEL, TAV-30DEM, TAV-40D, etc.




Description	Heatec® Part No.
Compression Fitting (for UE Controllers)	5000999
Tank Thermocouple	5015591
Thermometer	5000920
Actuator Motor, 115V	5011937

*For the Electrical Control Box, please see the section Electrical, on page 37*

## MIXERS

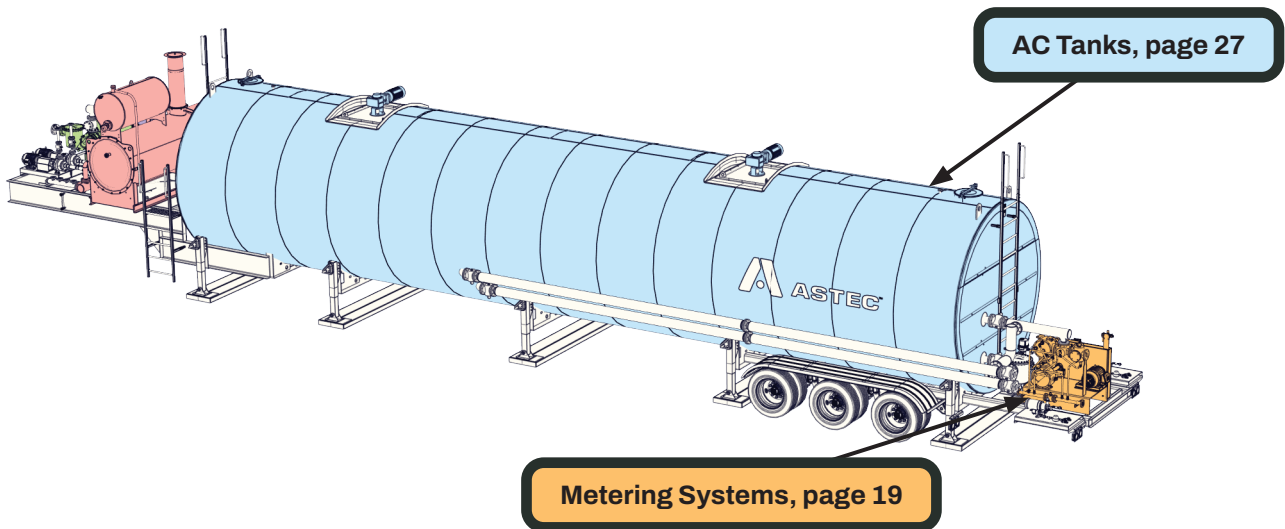
Description	Heatec® Part No.
Gear Reducer with 7.5 hp integral TEFC motor, flange mounted (190 mm dia), 230/460V	5017740
Gear Reducer with 7.5 hp integral TEFC motor, flange mounted (190 mm dia), 575V	5025850



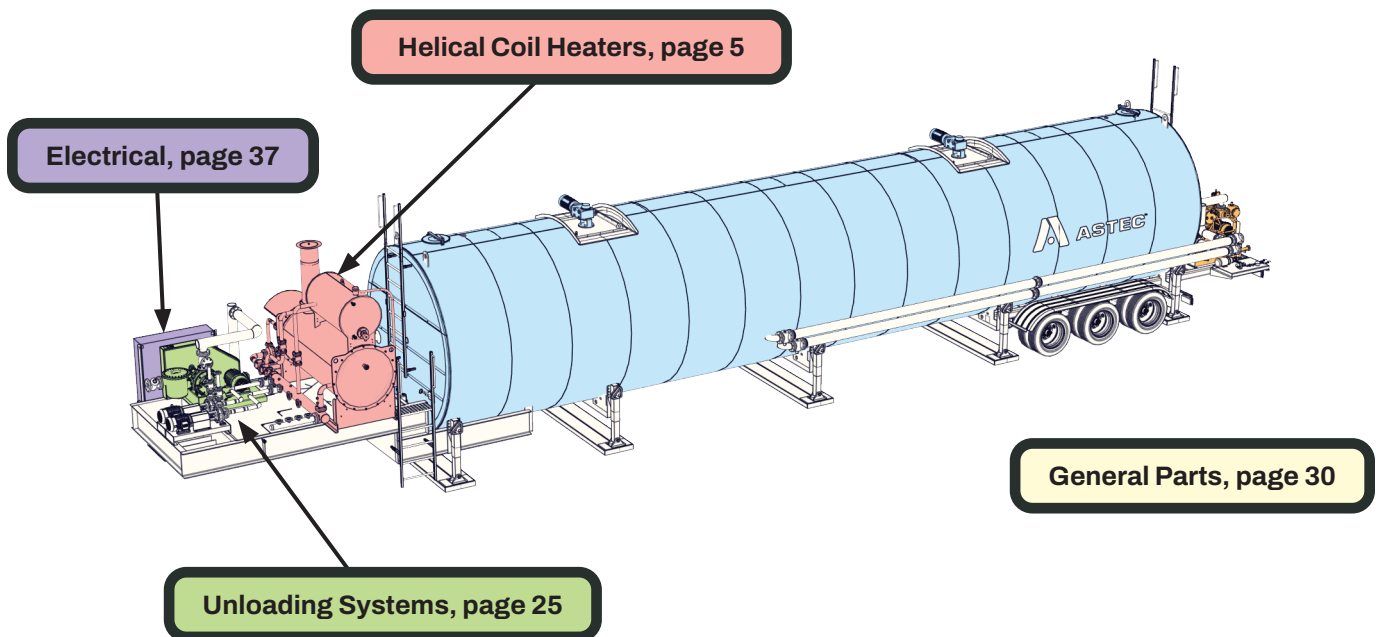
# HELI-TANK

Use the diagrams below to locate the parts sections in this catalog for the components of a Heli-Tank.

## BACK DRIVER-SIDE VIEW



## FRONT DRIVER-SIDE VIEW



## GENERAL PARTS

This section covers parts specific to the Heli-Tank that are not included in the standard components.

Description	Heatec® Part No.	Qty
<b>Piping</b>		
Plug Valve, 3", 2-way	5000535	
Plug Valve, 4", 2-way	5000537	
<b>Optional Fuel Tank System</b>		
Drain Valve for Fuel Tank, ball valve	5012444	1
Glass Gauge, 5/8" x 10.75"	5000924	1
Fuel Intake Valve for Burner		1

### CFI - Contact for Information

Additional customization options exist. Please call and we can help you determine which parts you need.




# FUEL TANKS


The parts in this section are used in all Fuel Tank models identified by “AFT” (standard) and “DCT” (with secondary containment tank)—for example, AFT-10P, AFT-20V, DCT-6.5H, DCT-30P, etc.

## STANDARD FUEL TANKS (AFT SERIES)

Item	Description	Heatec® Part No.	Qty
A1	Gate Valve, 3"	5000547	1
	Flange Gasket, 3" type F	5000492	1
Check Valve			
B1	Check Valve, 3"	5003966	1
	Flange Gasket, 3" type F	5000492	1
Gate Valves			
C1	Gate Valve, 3"	5000547	2
C2	Gate Valve, 2"	5000545	2
	Flange Gasket, 3" type F	5000492	2
	Flange Gasket, 2" type F	5000490	2



Side view of Fuel Tank base with check valve



Side view of Fuel Tank base with gate valves

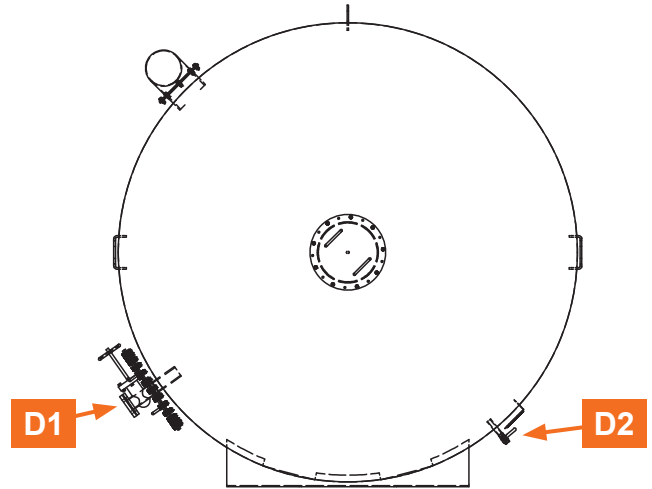


## FUEL TANKS WITH SECONDARY CONTAINMENT (DCT SERIES)

Item	Description	Heatec® Part No.	Qty
D1	Gate Valve, 3"	5000547	1
D2	Ball Valve, 1" NPT	5012444	1
	Flange Gasket, 3"	5001335	2



Side view of Fuel Tank base with gate valve



Top view of Fuel Tank

# MISCELLANEOUS TANKS

## CALIBRATION TANKS (CAL SERIES)

The parts in this section are used in Calibration Tank models CAL-1HE, CAL-1VE, and CAL-3HE.

Item	Description	Heatec® Part No.	Qty
A1	Flange Gasket, 3" type F	5000492	1
A2	Load Cell Kit for Vertical Calibration Tank (3 load cells)	5024286	1
A3	Load Cell Kit for Horizontal Calibration Tank (2 load cells)	5024285	1
	Flex Hose, 1-1/2" x 36" flanged	5000508	2
	Flex Hose, 3" x 12"	5001778	1



Vertical Calibration Tank

Second load cell on opposite end, not shown



Horizontal Calibration Tank installed on a Heli-Tank

## ADDITIVE TANKS & PUMPS

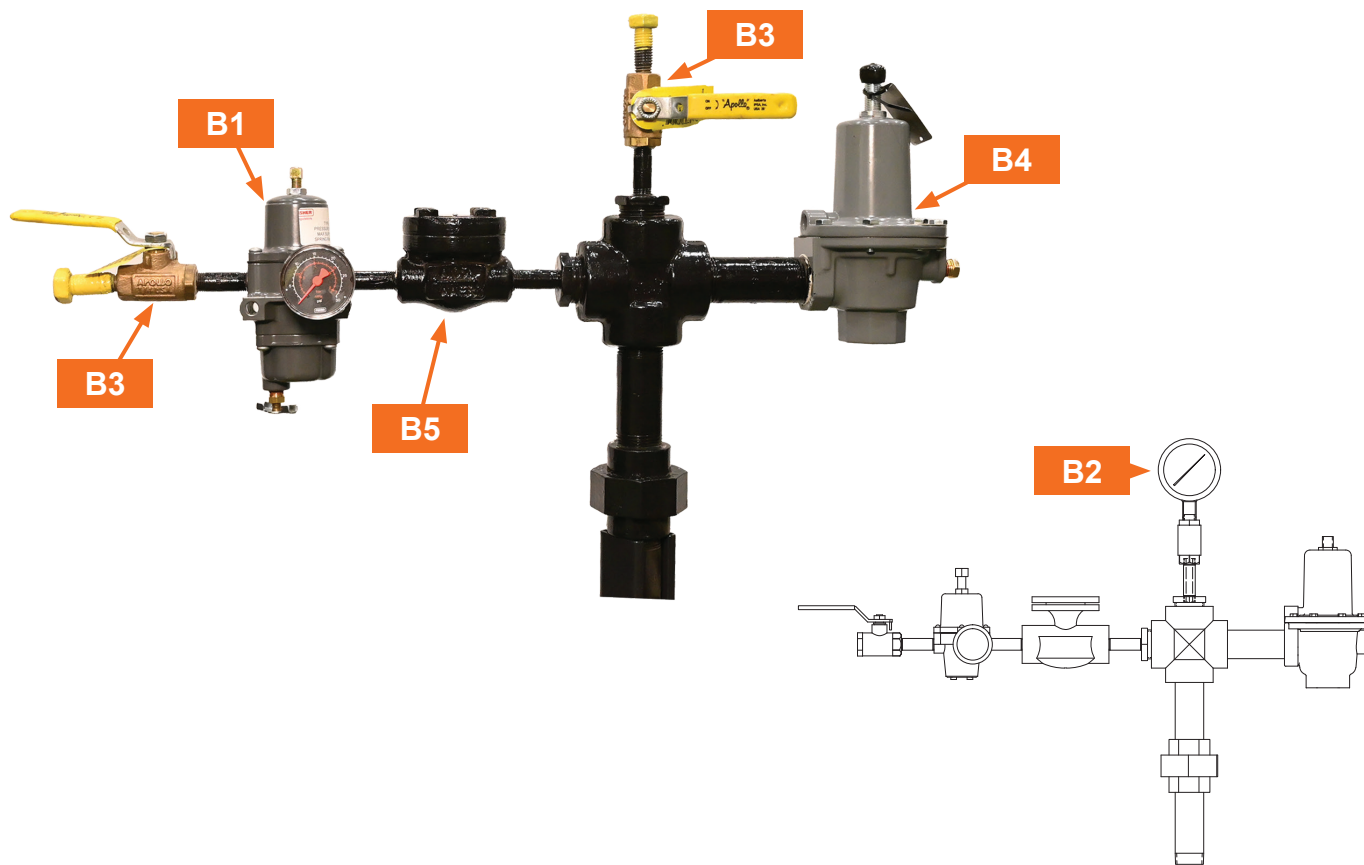
### CFI - Contact for Information

Additive Tanks are custom built for each application. Please call our Parts Department to discuss replacement parts.

## NITROGEN BLANKET SYSTEM

This is an optional system used on some Expansion Tanks.

Item	Description	Heatec® Part No.	Qty
B1	Regulator, 1/4" NPT 0–30 psi	5054020	1
B2	Pressure Gauge, 0–5 psi	5043019	1
B3	Ball Valve, 1/4" NPT	5000549	2
B4	Relief Valve, 1"	5007589	1
B5	Check Valve, 1/4" NPT	5020265	1



# DECALS & SIGNS

## VINYL DECALS

## DECALS & SIGNS



### "Supply" 1" x 3"

Heatec® Part No.	5010016
Language	English, Spanish
Where Used	AC Tank, Additive Tank, Fuel Tank, HC/HCS Heater, Heli-Tank

### "Return" 1" x 3"

Heatec® Part No.	5010017
Language	Calibration Tank, English, Spanish
Where Used	AC Tank, Fuel Tank, HC/HCS Heater, Heli-Tank

### "Fill" 1" x 3"

Heatec® Part No.	5010018
Language	English, Spanish
Where Used	AC Tank, Fuel Tank, Heli-Tank



### "Drain" 1" x 3"

Heatec® Part No.	5010019
Language	English, Spanish
Where Used	AC Tank, Additive Tank, Fuel Tank, Heli-Tank

### "Overflow" 1" x 3"

Heatec® Part No.	5010020
Language	English, Spanish
Where Used	AC Tank, HC/HCS Heater

### "Asphalt" 1" x 3"

Heatec® Part No.	5010021
Language	English, Spanish
Where Used	AC Tank, Calibration Tank, Heli-Tank

<b>HOT OIL</b>
<b>ACEITE CALIENTE</b>

5010022

<b>FUEL OIL</b>
<b>ACEITE COMBUSTIBLE</b>

5010023

<b>EMERGENCY VENT</b>
<b>VENTILACION DE EMERGENCIA</b>

PART NO. 5018531

"Hot Oil" 1" x 3"

Heatec® Part No.	5010022
Language	English, Spanish
Where Used	AC Tank, Additive Tank, Calibration Tank, HC/HCS Heater, Heli-Tank

"Fuel Oil" 1" x 3"

Heatec® Part No.	5010023
Language	English, Spanish
Where Used	Fuel Tank, HC/HCS Heater

"Emergency Vent" 6" x 4.5"

Heatec® Part No.	5018531
Language	English, Spanish
Where Used	Fuel Tank

*Safety decals not shown. If you need safety decals, please contact the Parts Department directly.*

## SIGNS

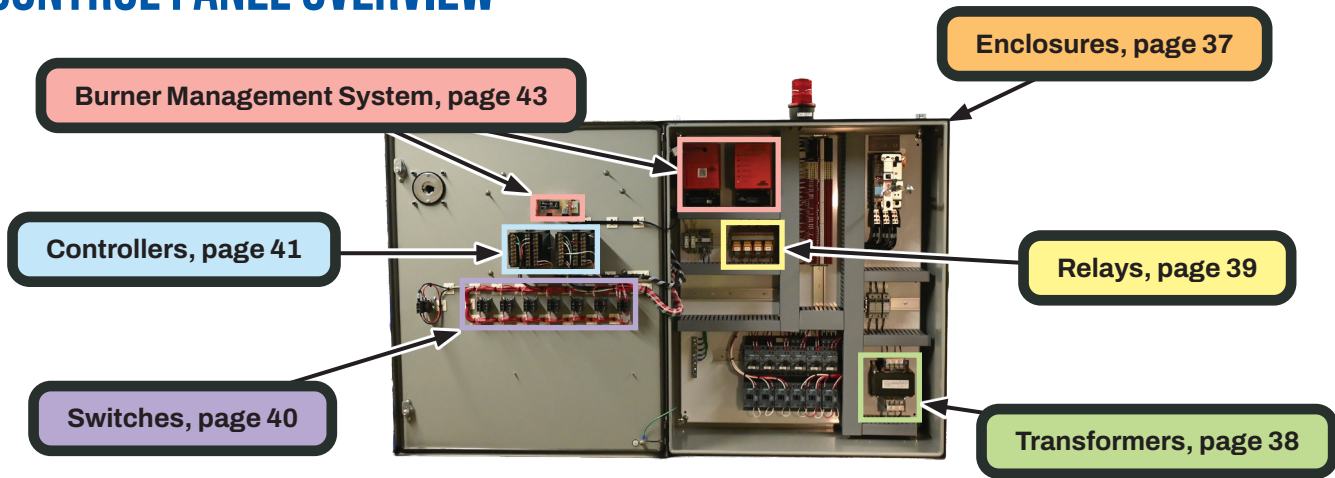
Description	Heatec® Part No.	Qty	Where Used
Valve Positions for Heater Operating Modes Sign	5003773	1	Helical Coil Heaters

VALVE POSITIONS FOR HEATER OPERATING MODES				
MODE	VALVE NO. 1	VALVE NO. 2	VALVE NO. 3	VALVE NO. 4
RUN	OPEN	CLOSED	OPEN	OPEN
PURGE	CLOSED	OPEN	OPEN	OPEN
CLEAN STRAINER	CLOSED	CLOSED	CLOSED	CLOSED
SEE INSTRUCTIONS IN MANUAL FOR FILLING HEATER WITH OIL AND PURGING SYSTEM				
POSICIONES DE VALVULA PARA MODOS DE FUNCIONAMIENTO DEL CALENTADOR				
MODOS	VALVULA N° 1	VALVULA N° 2	VALVULA N° 3	VALVULA N° 4
MARCHA	ABIERTA	CERRADA	ABIERTA	ABIERTA
PURGA	CERRADA	ABIERTA	ABIERTA	ABIERTA
LIMPIAR TAMBOR	CERRADA	CERRADA	CERRADA	CERRADA
CONSULTAR LAS INSTRUCCIONES DE LLENADO DEL CALENTADOR CON ACEITE Y DE PURGA DEL SISTEMA DADAS EN EL MANUAL.				



# ELECTRICAL

## CONTROL PANEL OVERVIEW



## ENCLOSURES

### HC & HCS HEATER ENCLOSERS



Description	Heatec® Part No.
<b>30" x 24" Enclosure</b>	
30" x 24" x 10" Enclosure	5013730
Mounting Bracket/Foot Mount Kit	5018507
Back Panel/Mounting Plate	5020422
<b>36" x 30" Enclosure</b>	
36" x 30" x 10" Enclosure	5013732
Mounting Bracket/Foot Mount Kit	5018507
Back Panel/Mounting Plate	5015748

### TANK FARM HEATER ENCLOSERS

Description	Heatec® Part No.
60" x 54" x 14" Enclosure	5028273
24" x 24" x 10" Enclosure	5052078

### PREHEATER ENCLOSERS

Description	Heatec® Part No.
13.78" x 11.81" x 7.87" Inline Enclosure	5051594
Foot Mounting Kit	5020281
Back Panel	5051595

## TRANSFORMERS

### HC & HCS HEATER TRANSFORMERS



*Panel Control Transformer, 1.0 KVA (5000760)*



*Fuel Ignition Transformer, 6,000V (5001132)*

Description	Heatec® Part No.
Panel Control Transformer, 0.5 KVA	5000759
Panel Control Transformer, 1.0 KVA	5000760
Finger Safe Terminal Cover	5023234
Oil Pump Ignition Transformer, 10,000V ▲	5001103
Fuel Ignition Transformer, 6,000V (for gas or gas-oil combination) ▲	5001132

## RELAYS

These are used in HC and HCS heater, tank, preheater, and pump panels.



*IDEC® Control Relay  
(5051361)*



*Siemens® Control Relay  
(5035169)*

Description	Heatec® Part No.
IDEC® Control Relay	5051361
Siemens® Control Relay (for tank panels)	5035169
Relay Base	5045362
Relay Surge Absorber	5045391
Relay Retainer Clip	5045365



*Relay Base (5045362)*

## LIGHTS

These are used in heater, tank, and pump panels.



Description	Heatec® Part No.
Pilot Light - Green LED	5051782
Pilot Light - Orange LED	5051784
Pilot Light - Red LED	5051781

## DISPLAYS

### UNLOADING PUMP



Description	Heatec® Part No.
Display	5008824

## SWITCHES

These are used in heater, tank, and pump panels.



*2 Position Selector Switch (5051825)*



*Emergency Stop Button (5051823)*



*Illuminated Green/White/Red Power Switch (5051848)*



*4-Step (plus zero) Cam Stepping Switch (5051837)*

Description	Heatec® Part No.
<b>2 Position Selector Switch</b>	
2 Position Selector Switch	5051825
Contact Block, 1NO/1NC	5051824

<b>Emergency Stop</b>	
Emergency Stop Button, 22mm	5051823
Mounting Collar with Red LED, 120VAC	5051823A
"Emergency Stop" Legend Plate	5051844
Contact Block, 1NO/1NC	5051824

<b>Illuminated Power Switch</b>	
Illuminated Green/White/Red Power Switch (for pump panels)	5051848
Contact Block, 1NO/1NC	5051824

<b>4-Step Switch</b>	
4-Step (plus zero) Cam Stepping Switch (for pump panels)	5051837

## SENSORS

### AC TANK SENSORS



Description	Heatec® Part No.
High Float Level Sensor	5013364

## CONTROLLERS

*Note: All controllers in this section look similar to each other. However, controllers are configured differently for specific functions. To ensure you receive the correct part, please order based on the **description** and **part number**.*



Honeywell® 4-inch controller

The Honeywell® 4-inch controller (left) is used in new installations.

The legacy 2-inch controllers were often used on equipment manufactured prior to 2020. The Yokogawa® controller, UT150 (below left), is no longer available. Replace with the 2-inch Honeywell® controller (below right).



Yokogawa® 2-inch controller



Honeywell® 2-inch controller

## HC & HCS HEATER CONTROLLERS

Description	Heatec® Part No.
4" Honeywell® Heater Modulation ▲	5052123
4" Honeywell® Heater Limit Controller ▲	5052121
2" Honeywell® Heater Modulation ▲	5051557
2" Honeywell® Heater Limit Controller ▲	5046312

## PREHEATER CONTROLLERS

Description	Heatec® Part No.
4" Honeywell® Heater Modulation	5052123
2" Honeywell® Heater Modulation	5053069

## AC AND FUEL TANK CONTROLLERS

Note: The temperature control feature is not used for fuel tanks.

Description	Heatec® Part No.
4" Honeywell® Tank Temperature and Tank Level Controller	5051941
2" Honeywell® Tank Temperature and Tank Level Controller	5051558

## TRANSMITTERS

### 3" MICROMOTION METER TRANSMITTERS



Description	Heatec® Part No.
Flow Transmitter	CFI

#### \*CFI - Contact for Information

Transmitter part number is job-specific.  
Call for information.

### AC TANK TRANSMITTERS



*Pressure Transmitter*



*Radar Level Transmitter*

Description	Heatec® Part No.
Pressure Transmitter Assembly	
Pressure Transmitter with mounting flange and diaphragm	5051404
Plug Valve, 3", 2-way (used on vertical and stationary tanks)	5000535
Plug Valve, 4", 2-way (used on portable tanks and specialized setups)	5002474

Radar Level	
Radar Level Transmitter	5052244
Remote Display	5052245

### FUEL TANK TRANSMITTERS

Note: This Pressure Transmitter (5017756) looks similar to the one for AC Tanks, but has a different part number.

Description	Heatec® Part No.
Pressure Transmitter	5017756



# BURNER MANAGEMENT SYSTEM


## FIREYE® SYSTEM



*Flame Safeguard Module*



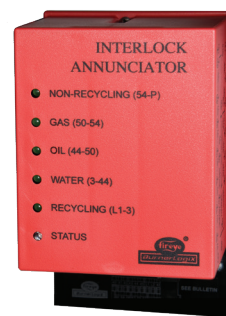
*Burner Management Base*



*Programmer Module*



*Keypad/Display*



*Annunciator Module with Base, Interconnect (5024713)*

Description	Heatec® Part No.
Flame Safeguard Module ▲	5024690
Burner Management Base	5024710
Programmer Module ▲	5024699
Keypad/Display	5024709
Keypad/Display Remote Mount Kit: includes Keypad/Display (5024709) with 8 ft cable and mounting hardware	5024712
Annunciator Module with Base, Interconnect ▲	5024713
Annunciator Base	5024715
Cable for Annunciator Module, 2 ft	5024718

**THIS PAGE INTENTIONALLY LEFT BLANK**





**ASTEC<sup>®</sup>**

[www.astecindustries.com](http://www.astecindustries.com)