

HEATEC TANK FARM PARTS CATALOG

Offering quality replacement parts for Heatec tank farms & components



Phone Numbers and Email Addresses



Astec - Heatec Products
5200 Wilson Rd
Chattanooga, TN 37410

Please refer to the following list of departments with key contacts. Contact us at any time.

ASPHALT / CONSTRUCTION PARTS 1.800.251.6042

Email:

Location / Market	Email
• United States (FL, GA, IA, IN, MI, MN, ND, NE, SD, TX, WI)	partsP.ips@astecindustries.com
• United States (AK, AL, CO, DE, ID, IL, KS, KY, MD, MO, MS, MT, OR, TN, UT, VA, WA, WV, WY)	partsQ.ips@astecindustries.com
• United States (AR, CT, LA, MA, ME, NC, NH, NJ, NY, OH, OK, PA, RI, SC, VT)	partsR.ips@astecindustries.com
• United States (AZ, CA, HI, NM, NV)	partsS.ips@astecindustries.com
• Canada	
• International	
• Intercompany	

Contacts:

Title Department	Contact
Supervisor, Customer Operations	Tom Carson
Customer Operations Specialist	Cameron Holmes
Customer Operations Specialist	Ryan MacGregor
Customer Operations Specialist II	Kenny Streck
Customer Operations Specialist	Christian Thompson
Customer Operations Specialist	Philip Womac

INDUSTRIAL PARTS 1.800.251.6042

Email: partsindustrial.cwr@astecindustries.com

Contacts:

Title Department	Contact
Supervisor, Customer Operations	Tom Carson
Customer Operations Specialist II	Jamison Stone
Customer Operations Specialist II	Jimmy Wright

General Information



How to Use This Catalog

The table of contents can be found in the back, starting on page 33.

The catalog is ordered primarily by product groups (Helical Coil Heaters, Preheaters, Metering Systems, etc.). Chapters for decals and signs, and electrical components, are included in separate sections at the back, just before the table of contents.

How to Order

This catalog contains the most frequently ordered parts for Heatec tank farm plants and components.

Parts may be ordered from the Parts Department Inside Sales team. See preceding page for contact information.

When ordering parts, the equipment model and serial number are required. The serial number is located on the tank, heater, or nameplate in the main control panel.

To place an order after regular business hours, please call 1.800.235.5200 and ask for the parts department. You will be connected with a salesperson.



Heatec recommends MultiTherm® as a high-quality thermal fluid (heat transfer fluid). As part of an overall strategy of tank farm system maintenance, MultiTherm can extend the life of your equipment and improve plant efficiency by reducing fluid breakdown that leads to thermal cracking, oxidization, and contamination.

MultiTherm heat transfer fluids are treated chemically to improve stability and remove impurities to ensure maximum thermal stability and lifetime. Some of the benefits of MultiTherm thermal fluids:

- Fluid lifetimes up to 30+ years.
- Maximum operating temperatures exceed needs of most industrial applications.
- Mineral oil base is pure hydrocarbon, providing superior thermal stability.

MultiTherm offers a free Fluid Analysis Program designed to identify sources of fluid degradation with minimal effort and no system downtime for sampling. Each result is analyzed by a trained professional and a report is generated to indicate the condition of your thermal fluid and any preventative action necessary. Contact Heatec at 423.821.5200 for the free test kit.

Voltage Requirements

Unless otherwise noted, part numbers reflect 460V configurations. If you have a special electrical voltage or phase set up, please call us for customization options.

CFI and OIR

When ordering parts, some are complicated with many options and variations or are no longer available. To identify these parts, an acronym has been used in the Part No. field. Two acronyms have been used and are identified as follows:

CFI Contact For Information
OIR Order Information Required

Reference the example below for the location of the acronym:

EXAMPLE:

Description	Heatec® Part No.
Antenna	CFI*

CFI

A **CFI** indicates additional specifications are required. Please contact the Heatec Parts Department at Astec for further details. When a **CFI** is referenced, a table with a specific definition will follow.

EXAMPLE:

CFI - Contact for Information
Specifications required when ordering complete units. Please contact Heatec® for further details.

OIR

An **OIR** indicates specific information in addition to the Part No. is required when ordering. When an **OIR** is referenced, a table with the specific information is identified.


EXAMPLE:

OIR Ordering Information Required
When ordering item "A", the discharge opening size, 24" or 30", must be specified.

HC and HCS Series Heaters

The parts in this section are used in Helical Coil Heater models HCS-100, HC-120, HCS-175, and HC-200.

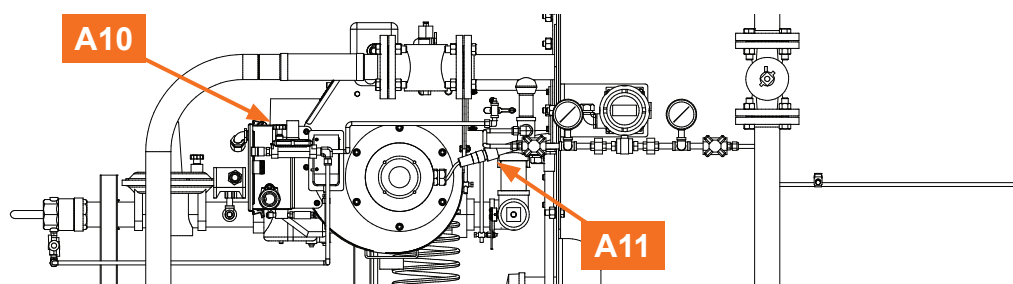
HELICAL COIL HEATERS



Please use part call-out numbers on this page to locate part descriptions and product numbers on the following pages.

HC and HCS Series Heaters

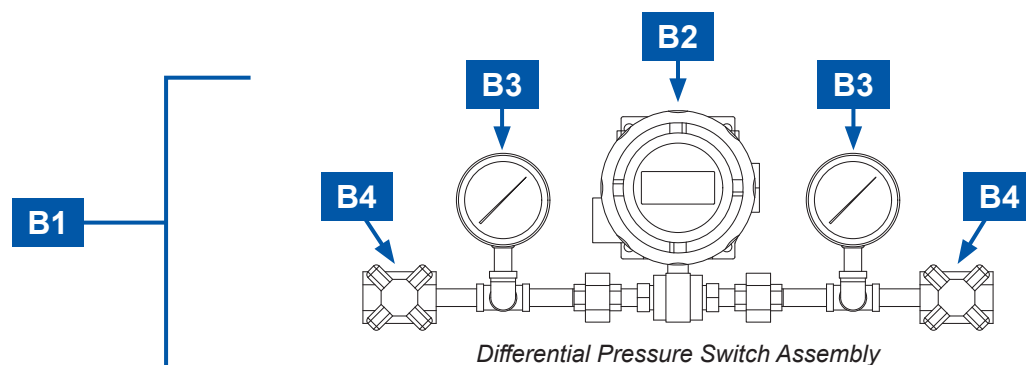
HELICAL COIL HEATERS



Burner, detail of blower side

Item	Description	Heatec® Part No.	Qty	HCH Model(s)
A1	Plug Valve, 2", 2-way	5000531	3	Std*
	Gate Valve, 2"	5000545	3	High-Temp*
A2	Thermowell, 3/4" NPT	5003086	HCS-100/HCS-175: 1 HC-120/HC-200: 2	ALL
A3	Thermometer, 150–750°F	5000918	HCS-100/HCS-175: 1 HC-120/HC-200: 2	ALL
A4	Thermocouple, Type J Duplex	5004184	HCS-100/HCS-175: 1 HC-120/HC-200: 2	ALL
A5	Plug Valve, 3", 2-way	5000535	1	Std*
	Gate Valve, 3"	5000547	1	High-Temp*
A6	Y-Strainer, 3"	5002889	1	Std*
	Y-Strainer, 3"	5011742	1	High-Temp*
A7	Seal-Off Fitting, 1"	5010515	1	ALL
A8	Fuel Filter with head	5001148	1	ALL
A9	Seal-Off Fitting, 1/2"	5006582	1	ALL
A10	Vent Protector, 1/8"	5028164	1	ALL
A11	Heat Block	5001949	1	ALL
A12	Stack Temperature Controller	5000901	1	ALL
A13	Pressure Gauge, 0–300 psi, liquid filled	5000922	2	ALL
A14	Ball Valve, 1/4" NPT	5000549	2	ALL
A15	Peepsight Gasket, 1/16" x 2-1/2" OD x 1-3/4	5009159	2	ALL
A16	Pyrex Peepsight Glass, 7/32" x 2-3/8" dia	5000926	1	ALL
A17	Liquid Level Control, 1-1/2" NPT	5005541	1	ALL
A18	Gauge Glass, 5/8" x 28"	5000924	1	ALL
A19	Gauge Rod, 3/16" x 27"	5000925	2	ALL
A20	Gauge Valve	5000923	1	ALL
	Flange Gasket, 1-1/2" type F	5000489	1	Std*
	Flange Gasket, 2-1/2" type F	5000491	3	Std*
	Flange Gasket, 2" type F	5000490	6	Std*
	Flange Gasket, 3" type F	5000492	HC-120: 6 HC-200: 5	Std*
	Flange Gasket, 1-1/2"	5029009	1	High-Temp*
	Flange Gasket, 2-1/2"	5001337	1	High-Temp*
	Flange Gasket, 2"	5001336	6	High-Temp*
	Flange Gasket, 3"	5001335	6	High-Temp*

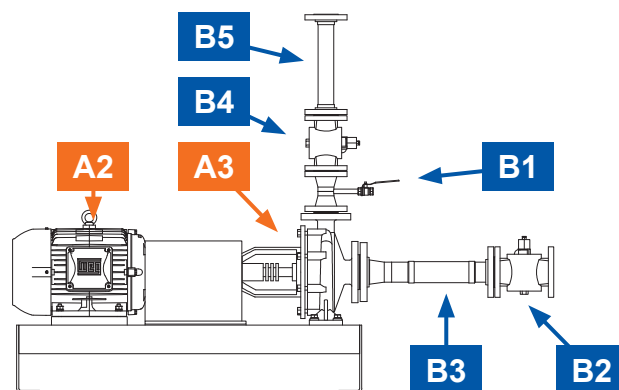

*"Std" refers to heaters with standard piping. "High-Temp" refers to heaters with high temperature piping.



Item	Description	Heatec® Part No.	Qty	HCH Model(s)
Differential Pressure Switch				
B1	Differential Pressure Switch Assembly	70000DP	1	ALL
B2	Differential Pressure Switch	5046566	1	ALL
B3	Pressure Gauge, 1/4" 0–60 psi	5013084	2	ALL
B4	Needle Valve, 1/4"	5003426	2	ALL
Circulating Pump				
C1	Main Circulating Pump, 40-200/178	5017839	1	ALL
Circulating Pump Motor				
	Combination Starter, 9–12.5A 120VAC Coil	5044839	1	HCS-100, HC-120
	Combination Starter, 14–20A 120VAC Coil	5044841	1	HCS-175, HC-200
460V Pump Motors				
C2	TEFC Motor, 10 hp	5001615	1	HCS-100, HC-120
	TEFC Motor, 15 hp	5002490	1	HCS-175, HC-200
575V Pump Motors				
C2	TEFC Motor, 10 hp	5016873	1	HCS-100, HC-120
	TEFC Motor, 15 hp	5001824	1	HCS-175, HC-200

For the Electrical Control Box, please see the section Electrical, page 27

HC and HCS Series Heaters



Side Pump (Auxiliary Pump, Loop Pump) Components

Item	Description	Heatec® Part No.	Qty	HCH Model(s)
A1	Auxiliary Pump Assembly (motor and pump)	3002002	1	ALL
A2	TEFC Electric Motor, 7.5 hp	5001540	1	ALL
A3	Pump, 40-200	5013828	1	ALL
	Combination Starter, 7–10A 120VAC Coil (for motor)	5044838	1	ALL
Piping				
B1	Ball Valve, 1/4" NPT	5003032	1	ALL & 54GPM*
B2	Plug Valve, 2", 2 Way	5000531	1	ALL & 54GPM*
B3	Flex Hose Assembly, 2" flanged x 2-1/2" flanged	5026218	1	ALL
B4	Plug Valve, 1-1/2", 2 Way	5000530	1	ALL & 54GPM*
B5	Flex Hose, 1-1/2" x 12	5001389	1	ALL
	Flange Gasket, 1-1/2" type F	5000489	3	ALL & 54GPM*
	Flange Gasket, 2" type F	5000490	1	ALL
	Flange Gasket, 2-1/2" type F	5000491	1	ALL

*Parts marked "54GPM" are also used in the 54 gpm Side Pump. See table below for other parts used in that configuration.


Side Pump parts for tall silos, traverses, conveyors, and slats (54 gpm)				
	TEFC Electric Motor, 5 hp	5001539	1	54GPM
	Pump, 32-125	5017905	1	54GPM
	Flange Gasket, 1-1/4" type F	5000488	1	54GPM
	Flex Hose, 1-1/2" x 12	5001389	1	54GPM
	Flex Hose, 2" x 12	5007222	1	54GPM

Pump Rebuild Kits

For use with Main Circulating Pump 5017839 and Side Pump 5013828.

Item	Description	Heatec® Part No.	Qty	HCH Model(s)
	1st Time Rebuild Kit	5048799	1	ALL
	2nd Time Rebuild Kit: includes 1st Time Rebuilt Kit plus Sleeve Bearing (5007823) and Pump Shaft (5007819)	REBUILDKIT2	1	ALL



Power Flame Burner Components



Item	Description	Heatec® Part No.	Qty	HCH Model(s)
Power Flame Burner Assembly				
	Power Flame Assembly, C2-GO-15 #2	5015998	1	HCS-100, HC-120
	Power Flame Assembly, C2-GO-20B #2	5016062	1	HCS-175, HC-200
A1	Modulation Motor	5009331	1	ALL
A2	Check Valve, 3/8" NPT	5046013	1	ALL
A3	Fuel Oil Valve, 1/8" 2-Way	5015726	2	ALL
A4	Modulating Fuel Oil Valve	5001654	1	ALL
A5	Fuel Oil Pump	5022828	1	HCS-100, HC-120
	Fuel Oil Pump	5009042	1	HCS-175, HC-200
A6	Pilot Valve, 1/4"	5015509	1	ALL
A7	Airflow Switch, .05-12.00" WC	5008488	1	ALL
Blower for Power Flame Burner				
B1	TEFC Electric Motor, 1 hp	5001382	1	HCS-100, HC-120
	TEFC Electric Motor, 1.5 hp	5002588	1	HCS-175, HC-200
	Blower Wheel	5001082	1	HCS-100, HC-120
	Blower Wheel	5001084	1	HCS-175, HC-200
	Combination Starter, 1.4-2A 120VAC Coil	5044831	1	HCS-100, HC-120
	Combination Starter, 2.2-3.2A 120VAC Coil	5044833	1	HCS-175, HC-200
	Element Coupling, 18" (Blower Motor to Oil Pump)	5001091	1	ALL

HC and HCS Series Heaters

Power Flame Burner Components, continued



Item	Description	Heatec® Part No.	Qty	HCH Model(s)
Oil Gun Assembly for Power Flame Burner				
	Oil Gun Assembly	CFI*	1	ALL
A1	Diffuser, 6.5 gph, 45° (for C2-GO-15 burner)	5015966	1	HCS-100, HC-120
	Diffuser, 9.5 gph, 45° (for C2-GO-20B burner)	5016267	1	HCS-175, HC-200
A2	Burner Ignition Electrode, part 1 of 2	5051610	1	ALL
A3	Burner Ignition Electrode, part 2 of 2	5051611	1	ALL
A4	Oil Pump Ignition Cable (pair)	5001124	1	ALL

*CFI - Contact for Information


Oil Gun Assembly part no. varies, depending on burner model and manufacturing date. Call for information.

Gas Pilot Assembly for Power Flame Burner				
	Gas Pilot Assembly	CFI*	1	ALL
B1	Gas Ignition Cable	5001128	1	ALL
B2	Gas Ignition Electrode	5001127	1	ALL

*CFI - Contact for Information


Gas Pilot Assembly part no. varies, depending on burner model and manufacturing date. Call for information.

Fuel Train Assembly for Power Flame Burner				
	Fuel Train Assembly for HCS-100, HC-120	HC-120FUELTRAIN	1	HCS-100, HC-120
	Fuel Train Assembly for HCS-175, HC-200	HC-200FUELTRAIN	1	HCS-175 HC-200
C1	Actuator for Main Gas Valve	5001476	1	ALL
C2	Main Gas Valve, 1-1/2"	5002683	1	HCS-100, HC-120
	Main Gas Valve, 2"	5002453	1	HCS-175, HC-200
C3	Gas Pilot Regulator, 3/8" FPT	5001130	1	ALL
C4	Main Gas Regulator, 1-1/2"	5001141	1	HCS-100, HC-120
	Main Gas Regulator, 2"	5001142	1	HCS-175, HC-200



Fuel Preheaters (HFP series)

The parts in this section are used in Preheater models HFP- 75E, HFP- 90E, HFP-100R, HFP-100RS, HFP-105E, HFP-120E, HFP-120R, HFP-120RS, and HFP-150E.




Item	Description	Heatec® Part No.	Qty
1	Pressure Relief Valve (late models)	5017367	1
	Bypass Relief Valve (early models)	5012213	1
	Pressure Relief Valve (ASME code)	5009121	1
2	Type J Duplex Thermocouple	5004184	1
3	Plug Valve, 1-1/2" 3-Way 3-Port	5015641	1
4	Valve Actuator	5021657	1
5	Gasket, 1-1/2" type F	5000489	5
6	Thermal Fluid Drain Valve	5011906	1
7	Flange Gasket, 12" type F	5002738	1
8	Fuel Drain Valve	5002057	1

For the Electrical Control Box, please see the section Electrical, page 27.

Fuel Preheater Skids

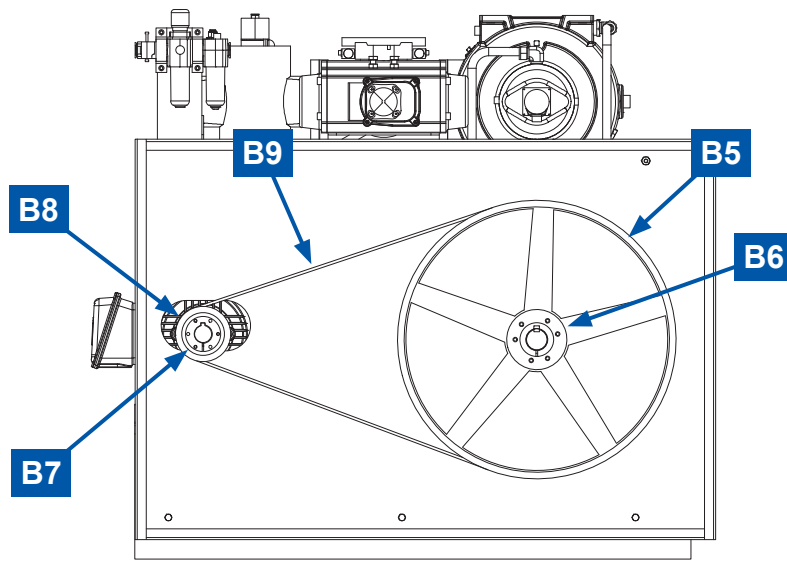
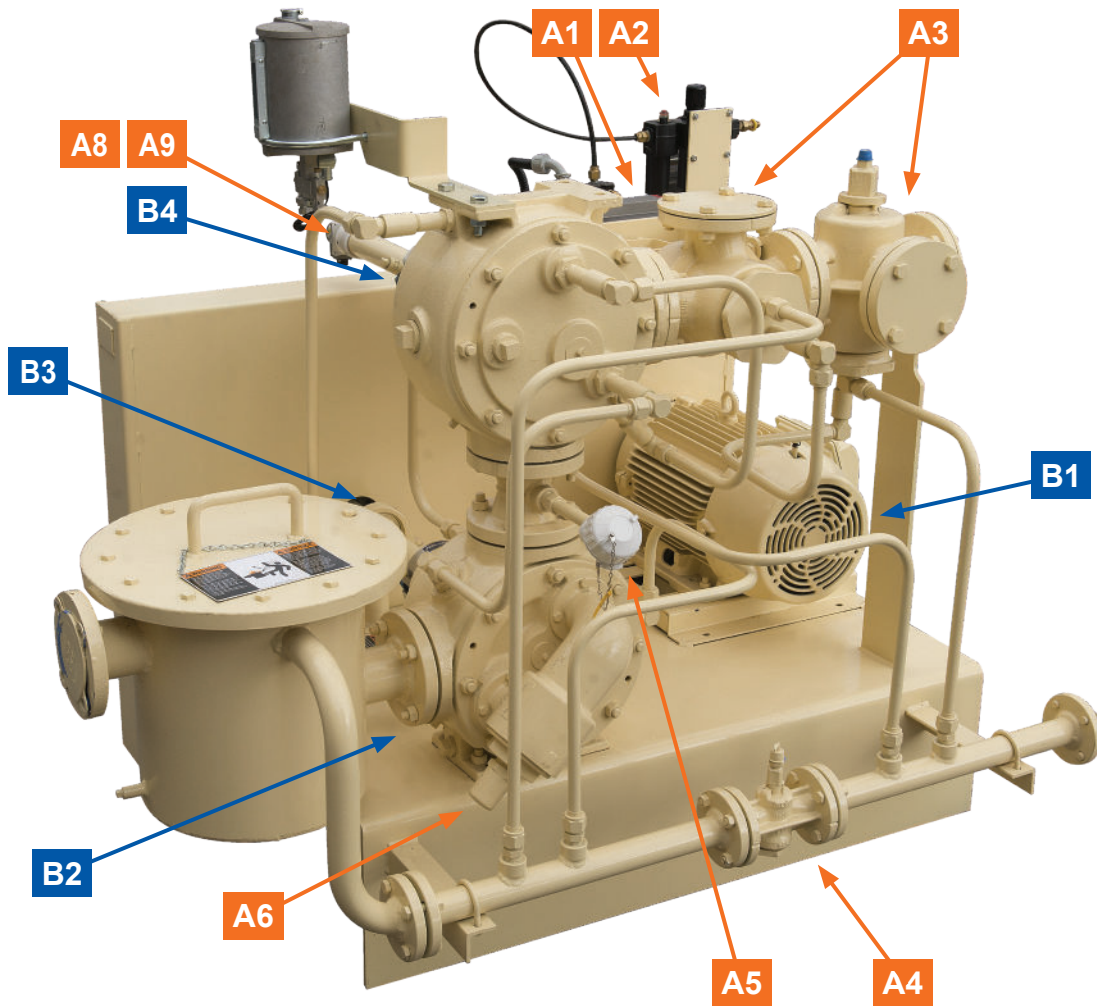
These are additional parts found in Preheater skid models HFP-100RS and HFP-120RS.

FUEL PREHEATERS



Item	Description	Heatec® Part No.	Qty
1	Heavy Duty Internal Gear Pump, 5 hp	5030030	1
2	Plug Valve, 1-1/2", 3-way	5015641	3
3	Gauge, 0–30 psi	5015195	2
4	Duplex Strainer, 3", 1/16" basket	5013681	1
5	Ball Valve, 1/4" screwed	5000549	3
6	Pressure Gauge, 0–300 psi, liquid filled	5000922	1
7	Ball Valve, 1-1/2" NPT	5002056	3
	Flange Gasket, 3" type F	5000492	2
	Flange Gasket, 1-1/2" type F	5000489	4

3" Twin Pump Metering Package



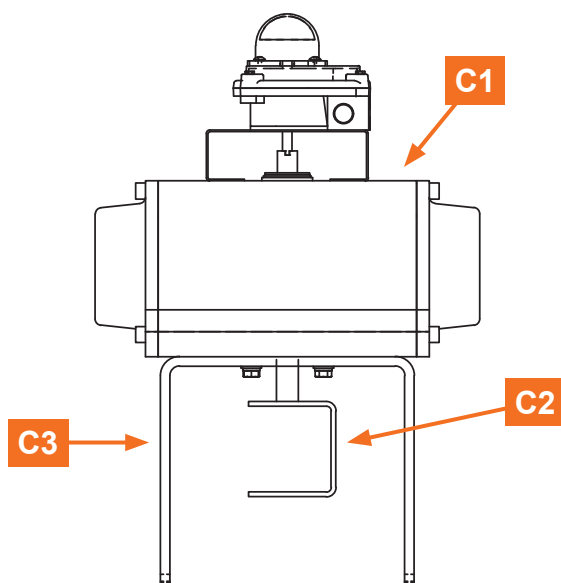
Belt and sheaves

Please use part call-out numbers on this page to locate part descriptions and product numbers on the following page.

3" Twin Pump Metering Package

Item	Description	Heatec® Part No.	Qty
A1	3" 3-Way Actuator Assembly (see diagram below for parts)	3001130	1
A2	Air Filter/Regulator/Lubricator With Lockout	5006467	1
A3	Plug Valve (Calibration Valve), 3", 3-way, 3-port	5000543	2
A4	Plug Valve (Hot Oil Valve), 1-1/2", 2-way	5000530	1
A5	Type J Duplex Thermocouple	5004184	1
A6	Asphalt Pump Relief Valve	5018742	1
A8	Incremental Shaft Encoder	5021378	1
A9	Adapter Shaft	5008675	1
	Flange Gasket, 1-1/2" type F	5000489	2
	Flange Gasket, 3" type F	5000492	5

Motor, Belt, and Pump			
B1	TEFC Motor, 15 hp	5001646	1
B2	Drive Pump, standard fitted, jacketed, with relief valve	5006488	1
B3	Pillow Block Bearing	5001066	1
B4	Metering Pump, standard fitted, jacketed	5006486	1
B5	Pump Sheave	5001044	1
B6	Pump Bushing	5001052	1
B7	Motor Bushing	5001099	1
B8	Motor Sheave	5002486	1
B9	Belt, 1060 mm	5006544	3
	Packing Wedgee (for pumps)	5058689	2



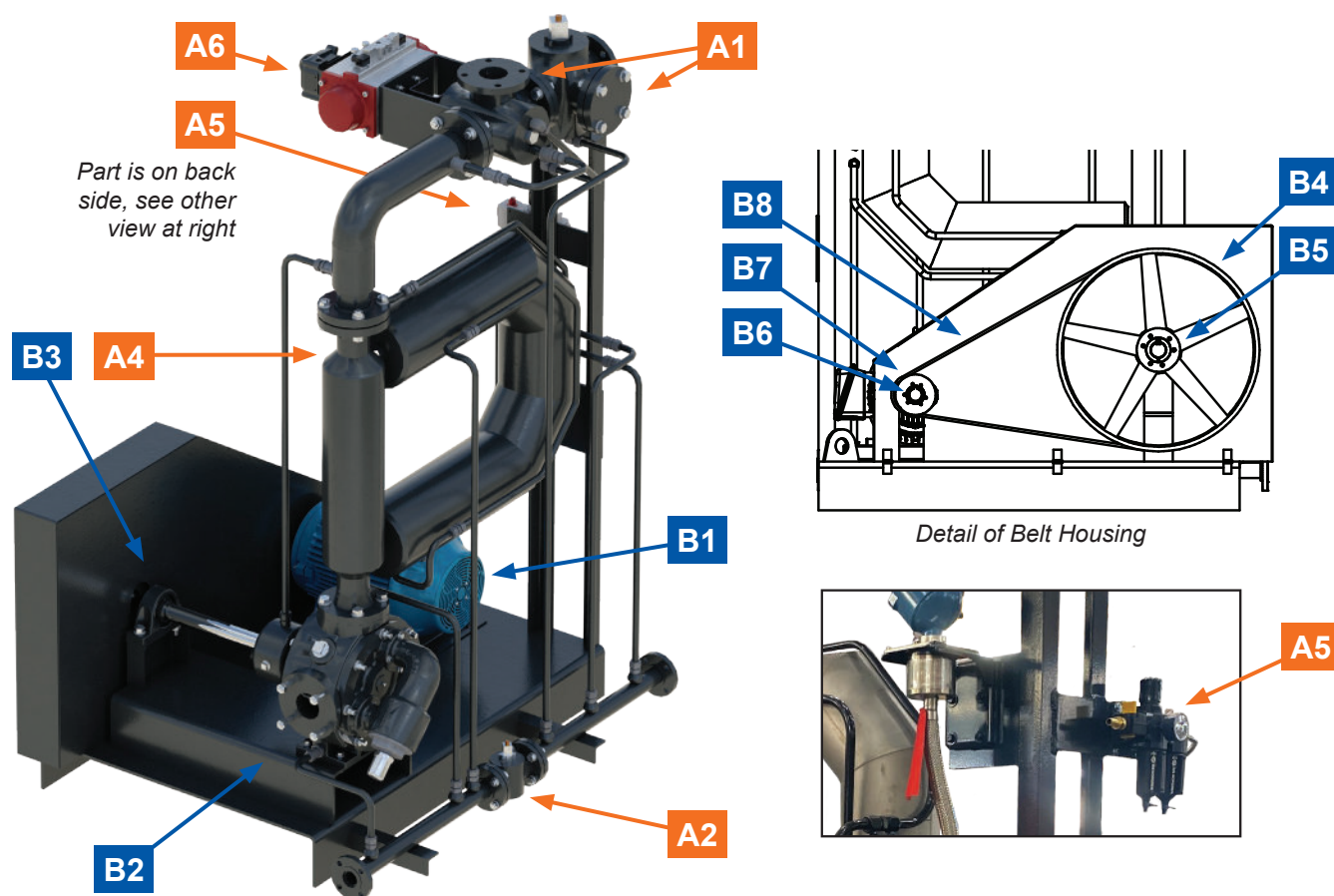
3" 3-Way Actuator (3001130)

3" 3-Way Actuator Assembly

This actuator (3001130) is used on the 3" Twin Pump Metering Package and the 3" Micromotion Meter.

Item	Description	Heatec® Part No.
C1	Pneumatic Acuator	5015566
C2	Valve Bracket	3001035
C3	Mounting Bracket	3001034

3" Micromotion Meter



Item	Description	Heatec® Part No.	Qty
A1	Plug Valve, 3", 3-way, 3-port	5000543	2
A2	Plug Valve, 1-1/2", 2-way	5000530	1
A4	High-Temp Micromotion Sensor, 3"	5029179	1
A5	Air Filter/Regulator/Lubricator with lockout	5006467	1
A6	3" 3-Way Actuator Assembly (see diagram on preceding page)	3001130	1
	Flange Gasket, 1-1/2" type F	5000489	2
	Flange Gasket, 3" type F	5000492	5
	Hose, 3/8" black plastic	5012075	1

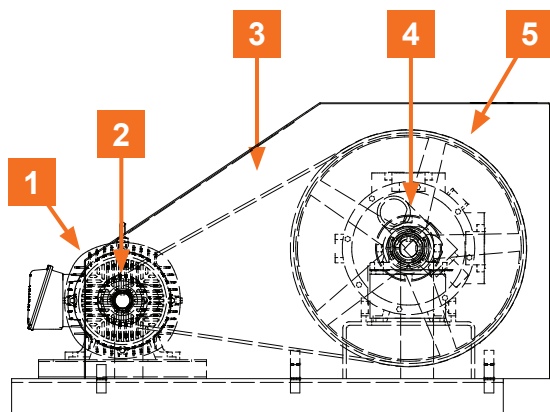
Motor, Belt, and Pump			
B1	TEFC Motor, 15 hp, dual voltage	5001646	1
B2	Pump, standard fitted, jacketed, with relief valve	5006488	1
B3	Pillow Block Bearing	5001066	1
B4	Pump Sheave	5001044	1
B5	Pump Bushing	5001052	1
B6	Motor Bushing	5001099	1
B7	Motor Sheave	5002486	1
B8	Belt, 1120 mm	5001047	3
	Packing Wedgee (for pump)	5058689	1

METERING SYSTEMS


Notes:

[illegible]

3" Unloading Pump (ACAP-005)



Detail of belt and sheaves



Item	Description	Heatec® Part No.	Qty
3" Unloading Pump			
1	Motor Sheave	5001041	1
2	Motor Bushing	5001099	1
3	Belt, 1120 mm	5001047	3
4	Pump Bushing	5001052	1
5	Pump Sheave	5001044	1
6	Pillow Block Bearing	5001066	1
7	TEFC Motor, 15 hp, dual plated for dual voltage	5001646	0
8	Pump, standard fitted, jacketed, with relief valve	5006488	1
	Flex Hose, 3/4" x 36" (Hot Oil)	5001820	2
	Packing Wedgee (for pump)	5058689	1

4" Unloading Pump (ACAP-006)

Item	Description	Heatec® Part No.	Qty
4" Unloading Pump			
1	Motor Sheave	5001042	1
2	Motor Bushing	5001053	1
3	Belt, 1250 mm	5001048	6
4	Pump Bushing	5001054	1
5	Pump Sheave	5001045	1
6	Pillow Block Bearing	5001066	1
7	TEFC Motor, 20 hp, dual plated for dual voltage	5001381	1
8	Pump, standard fitted, jacketed, with relief valve	5000952	1
	Flex Hose, 3/4" x 36" (Hot Oil)	5001820	1
	Packing Wedgee (for pump)	5058689	1

UNLOADING SYSTEMS

Notes:

[illegible]

Tanks (TA and TAV series)

The parts in this section are used in all AC Tank models identified by “TA” (horizontal) and “TAV” (vertical)—for example, TA-10D, TA-25DEL, TAV-30DEM, TAV-40D, etc.




Description	Heatec® Part No.
Compression Fitting (for UE Controllers)	5000999
Tank Thermocouple	5015591
Actuator Motor, 115V	5011937

For the Electrical Control Box, please see the section Electrical, on page 27

Mixers

Description	Heatec® Part No.
Gear Reducer with 7.5 hp integral TEFC motor, flange mounted (190 mm dia), 230/460V	5017740
Gear Reducer with 7.5 hp integral TEFC motor, flange mounted (190 mm dia), 575V	5025850



AC TANKS

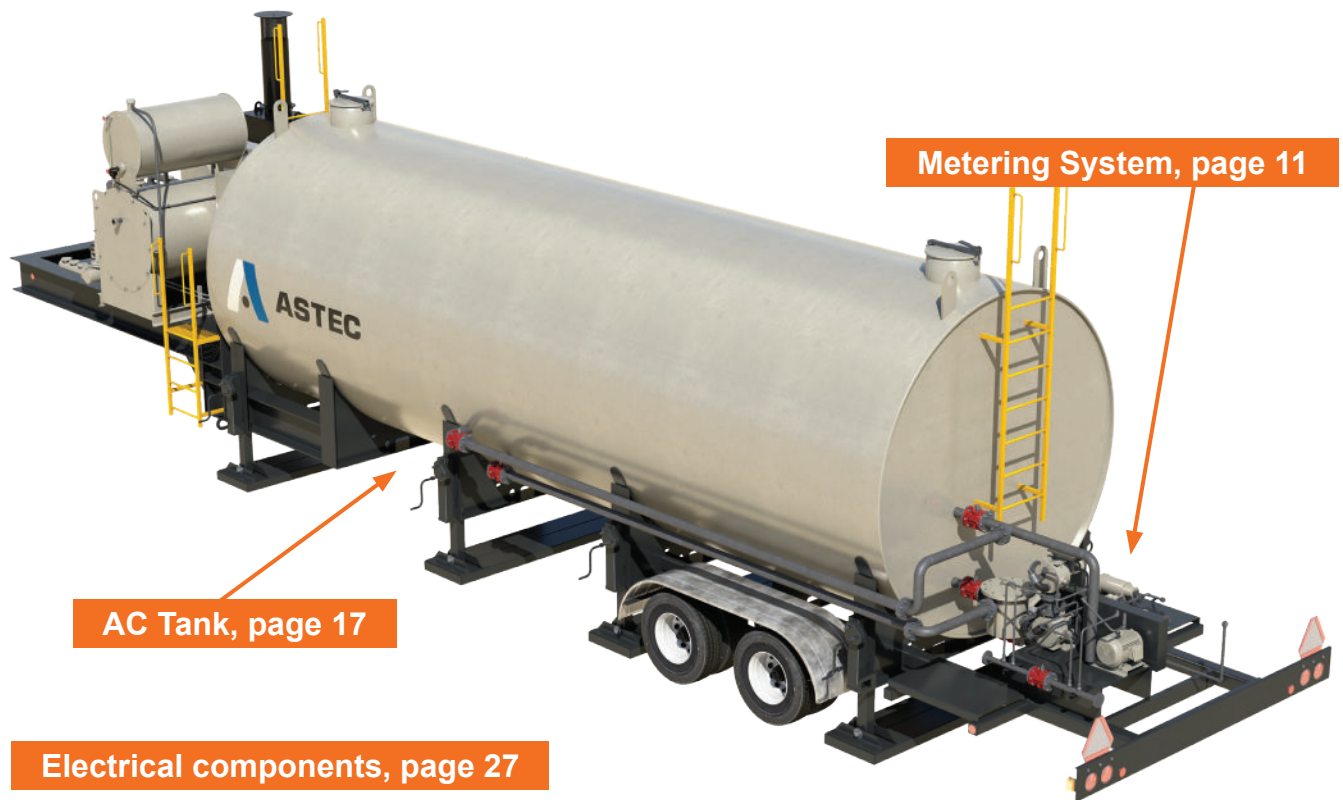
Notes:

[illegible]


HT Series Component Guide

Use the diagrams below to locate the parts sections in this catalog for the components of a Heli-Tank.

Back left view



Front right view



HT Series Miscellaneous Parts

This section covers parts specific to the Heli-Tank that are not included in the standard components.

Description	Heatec® Part No.	Qty
Piping		
Plug Valve, 3", 2-way	5000535	
Plug Valve, 4", 2-way	5000537	
Optional Fuel Tank System		
Drain Valve for Fuel Tank, ball valve	5012444	1
Glass Gauge, 5/8" x 10.75"	5000924	1
Fuel Intake Valve for Burner		1


CFI - Contact for Information

Additional customization options exist. Please call and we can help you determine which parts you need.


The parts in this section are used in all Fuel Tank models identified by “AFT” (standard) and “DCT” (with secondary containment tank)—for example, AFT-10P, AFT-20V, DCT-6.5H, DCT-30P, etc.

Standard Fuel Tanks (AFT series)

Item	Description	Heatec® Part No.	Qty
A1	Gate Valve, 3"	5000547	1
	Flange Gasket, 3" type F	5000492	1
Check Valve			
B1	Check Valve, 3"	5003966	1
	Flange Gasket, 3" type F	5000492	1
Gate Valves			
C1	Gate Valve, 3"	5000547	2
C2	Gate Valve, 2"	5000545	2
	Flange Gasket, 3" type F	5000492	2
	Flange Gasket, 2" type F	5000490	2



Side view of Fuel Tank base with check valve

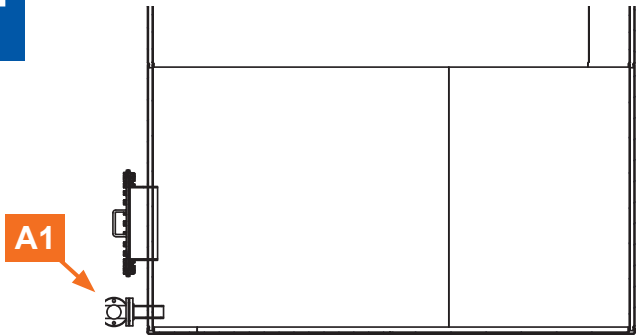


Side view of Fuel Tank base with gate valves

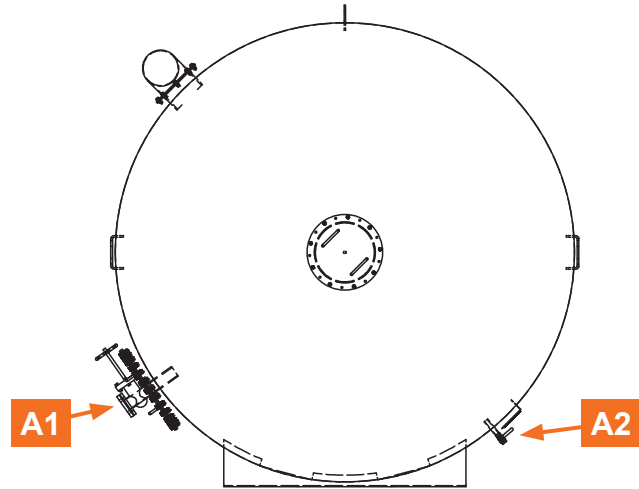


Fuel Tanks with Secondary Containment (DCT series)

Item	Description	Heatec® Part No.	Qty
A1	Gate Valve, 3"	5000547	1
A2	Ball Valve, 1" NPT	5012444	1
	Flange Gasket, 3"	5001335	2



Side view of Fuel Tank base with gate valve



Top view of Fuel Tank

Calibration Tanks (CAL series)

The parts in this section are used in Calibration Tank models CAL-1HE, CAL-1VE, and CAL-3HE.

Item	Description	Heatec® Part No.	Qty
1	Flange Gasket, 3" type F	5000492	1
2	Load Cell Kit for Vertical Calibration Tank (3 load cells)	5024286	1
3	Load Cell Kit for Horizontal Calibration Tank (2 load cells)	5024285	1
	Flex Hose, 1-1/2" x 36" flanged	5000508	2
	Flex Hose, 3" x 12"	5001778	1



Vertical Calibration Tank



Horizontal Calibration Tank installed on a Heli-Tank

Additive Tanks & Pumps

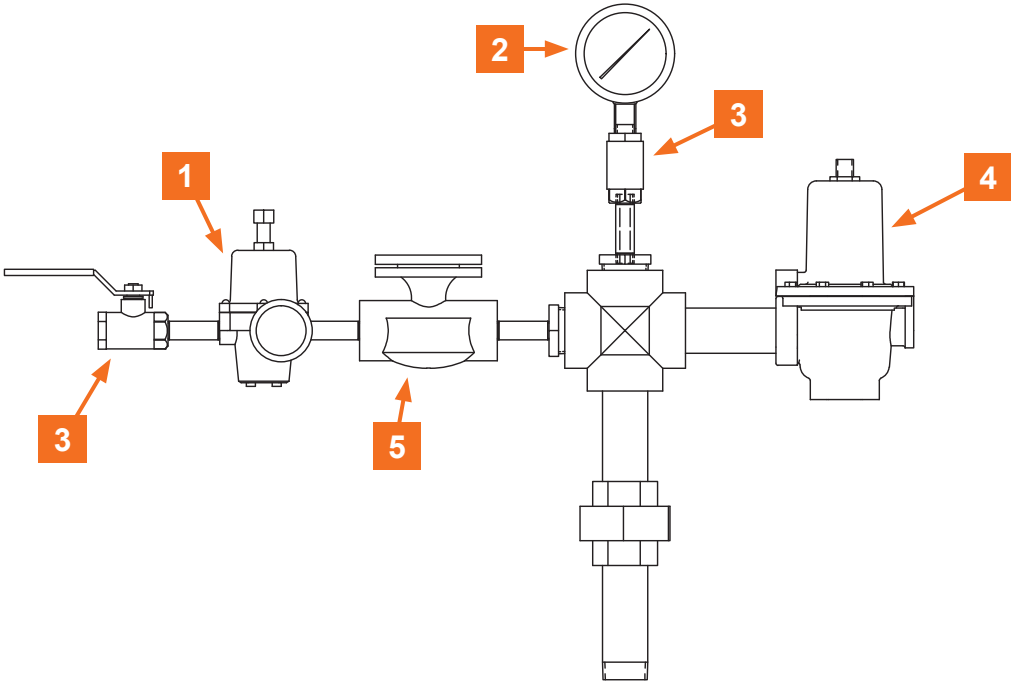
CFI - Contact for Information

Additive Tanks are custom built for each application. Please call our Parts Department to discuss replacement parts.

Nitrogen Blanket System

This is an optional system used on some Expansion Tanks.

Item	Description	Heatec® Part No.	Qty
1	Regulator, 1/4" NPT 0–30 psi	5054020	1
2	Pressure Gauge, 0–5 psi	5043019	1
3	Ball Valve, 1/4" NPT	5000549	2
4	Relief Valve, 1"	5007589	1
5	Check Valve, 1/4" NPT	5020265	1



SUPPLY	RETURN	FILL
SUMINISTRO	RETORNO	LLENADO
5010016	5010017	5010018

"Supply" 1" x 3"

Heatec® Part No.	5010016
Language	English, Spanish
Where Used	Helical Coil Heaters, Fuel Tanks

"Return" 1" x 3"

Heatec® Part No.	5010017
Language	English, Spanish
Where Used	Helical Coil Heaters, Fuel Tanks

"Fill" 1" x 3"

Heatec® Part No.	5010018
Language	English, Spanish
Where Used	Fuel Tanks

OVERFLOW	HOT OIL	FUEL OIL
REBOSE	ACEITE CALIENTE	FUELOIL
5010020	5010022	5010023

"Overflow" 1" x 3"

Heatec® Part No.	5010020
Language	English, Spanish
Where Used	Helical Coil Heaters

"Hot Oil" 1" x 3"

Heatec® Part No.	5010022
Language	English, Spanish
Where Used	Helical Coil Heaters

"Fuel Oil" 1" x 3"

Heatec® Part No.	5010023
Language	English, Spanish
Where Used	Helical Coil Heaters, Fuel Tanks

EMERGENCY VENT
VENTILACION DE EMERGENCIA
<small>PART NO. 5018531</small>

DO NOT MOVE THIS VENT TO ANOTHER LOCATION ON THE TANK
<small>5020923</small>

"Emergency Vent" 6" x 4.5"

Heatec® Part No.	5018531
Language	English, Spanish
Where Used	Fuel Tanks

"Vent—Do Not Move" 9" x 3.5"

Heatec® Part No.	5020923
Language	English
Where Used	Fuel Tanks

Safety decals not shown.
If you need safety decals, please contact the Parts Department directly.

Description	Heatec® Part No.	Qty	Where Used
Valve Positions for Heater Operating Modes Sign	5003773	1	Helical Coil Heaters



HC & HCS Heater Enclosers



Description	Heatec® Part No.
30" x 24" x 10" Enclosure	5013730
Mounting Bracket/Foot Mount Kit	5018507
Back Panel/Mounting Plate	5020422

Tank Farm Heater Enclosers

Description	Heatec® Part No.
60" x 54" x 14" Enclosure	5028273
24" x 24" x 10" Enclosure	5052078

Preheater Enclosers

Description	Heatec® Part No.
13.78" x 11.81" x 7.87" Inline Enclosure	5051594
Foot Mounting Kit	5020281
Back Panel	5051595

Transformers

HC & HCS Heater Transformers



Panel Control Transformer, 1.0 KVA (5000760)



Fuel Ignition Transformer, 6,000V (5001132)

Description	Heatec® Part No.
Panel Control Transformer, 0.5 KVA	5000759
Panel Control Transformer, 1.0 KVA	5000760
Finger Safe Terminal Cover	5023234
Oil Pump Ignition Transformer, 10,000V	5001103
Fuel Ignition Transformer, 6,000V (for gas or gas-oil combination)	5001132

Relays

These are used in HC and HCS heater, tank, preheater, and pump panels.



*IDEC® Control Relay
(5051361)*



*Siemens® Control Relay
(5035169)*



Relay Base (5045362)

Description	Heatec® Part No.
IDEC® Control Relay	5051361
Siemens® Control Relay (for tank panels)	5035169
Relay Base	5045362
Relay Surge Absorber	5045391
Relay Retainer Clip	5045365

Lights

These are used in heater, tank, and pump panels.



Description	Heatec® Part No.
Pilot Light - Green LED	5051782
Pilot Light - Orange LED	5051784
Pilot Light - Red LED	5051781

Displays

Unloading Pump



Description	Heatec® Part No.
Display	5008824

Switches

These are used in heater, tank, and pump panels.



2 Position Selector Switch (5051825)



Emergency Stop Button (5051823)



Illuminated Green/White/Red Power Switch (5051848)



4-Step (plus zero) Cam Stepping Switch (5051837)

Description	Heatec® Part No.
2 Position Selector Switch	
2 Position Selector Switch	5051825
Contact Block, 1NO/1NC	5051824
Emergency Stop	
Emergency Stop Button, 22mm	5051823
Mounting Collar with Red LED, 120VAC	5051823A
"Emergency Stop" Legend Plate	5051844
Contact Block, 1NO/1NC	5051824
Illuminated Power Switch	
Illuminated Green/White/Red Power Switch (for pump panels)	5051848
Contact Block, 1NO/1NC	5051824
4-Step Switch	
4-Step (plus zero) Cam Stepping Switch (for pump panels)	5051837

Sensors

AC Tank Sensors



Description	Heatec® Part No.
High Float Level Sensor	5013364

Controllers

Note: All Yokogawa® controllers in this section look similar to each other, and all Honeywell® controllers in this section look similar to each other. However, controllers are configured differently for specific functions. To ensure you receive the correct part, please order based on the description and part number.

HC & HCS Heater Controllers



Yokogawa® Heater Modulation (5020079)



Honeywell® Heater Modulation (5052123)

Description	Heatec® Part No.
Yokogawa® Heater Modulation	5020079
Yokogawa® Heater Limit Controller	5015487
Honeywell® Heater Modulation	5052123
Honeywell® Heater Limit Controller	5052121

Preheater Controllers

Description	Heatec® Part No.
Yokogawa® Heater Modulation (pre-programmed)	8100139
Honeywell® Heater Modulation	5052123

AC and Fuel Tank Controllers

Description	Heatec® Part No.
Yokogawa® Tank Temperature and Tank Level Controller	5020256
Honeywell® Tank Temperature and Tank Level Controller	5051941

3" Micromotion Meter Transmitters



Description	Heatec® Part No.
Flow Transmitter	5037277

AC Tank Transmitters



Pressure Transmitter



Radar Level Transmitter

Description	Heatec® Part No.
Pressure Transmitter Assembly	
Pressure Transmitter with mounting flange and diaphragm	5051404
Plug Valve, 3", 2-way (used on vertical and stationary tanks)	5000535
Plug Valve, 4", 2-way (used on portable tanks and specialized setups)	5002474
Radar Level	
Radar Level Transmitter	5023214

Fuel Tank Transmitters

Note: This Pressure Transmitter (5017756) looks similar to the one for AC Tanks, but has a different part number.

Description	Heatec® Part No.
Pressure Transmitter	5017756

Burner Management System

ELECTRICAL

Fireye® System



Flame Safeguard Module



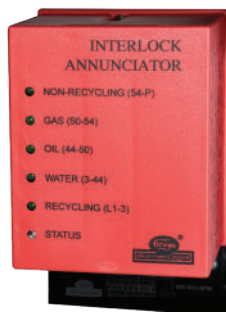
Burner Management Base



Programmer Module



Keypad/Display



Annunciator Module with Base, Interconnect (5024713)

Description	Heatec® Part No.
Flame Safeguard Module	5024690
Burner Management Base	5024710
Programmer Module	5024699
Keypad/Display	5024709
Keypad/Display Remote Mount Kit: includes Keypad/Display (5024709) with 8 ft cable and mounting hardware	5024712
Annunciator Module with Base, Interconnect	5024713
Annunciator Base	5024715
Cable for Annunciator Module, 2 ft	5024718

CONTACT INFORMATION

Phone Numbers and Email Addresses	1
---	---

GENERAL INFORMATION

How to Use This Catalog	2
How to Order	2
MultiTherm®	2
Voltage Requirements	2
CFI and OIR	2

HELICAL COIL HEATERS

HC and HCS Series Heaters	3
Side Pump (Auxiliary Pump, Loop Pump) Components	6
Pump Rebuild Kits	6
Power Flame Burner Components	7

FUEL PREHEATERS

Fuel Preheaters (HFP series)	9
Fuel Preheater Skids	10

METERING SYSTEMS (MACC SERIES)

3" Twin Pump Metering Package	11
3" 3-Way Actuator Assembly	12
3" Micromotion Meter	13

UNLOADING SYSTEMS

3" Unloading Pump (ACAP-005)	15
4" Unloading Pump (ACAP-006)	15

AC TANKS

Tanks (TA and TAV series)	17
Mixers	17

HELI-TANK

HT Series Component Guide	19
HT Series Miscellaneous Parts	20

FUEL TANKS

Standard Fuel Tanks (AFT series)	21
Fuel Tanks with Secondary Containment (DCT series)	22

MISCELLANEOUS TANKS

Calibration Tanks (CAL series)	23
Additive Tanks & Pumps	23
Nitrogen Blanket System	24

Table of Contents

DECALS & SIGNS

Vinyl Decals	25
Signs	26

ELECTRICAL

Enclosures	27
HC & HCS Heater Enclosers	27
Tank Farm Heater Enclosers	27
Preheater Enclosers	27
Transformers	27
HC & HCS Heater Transformers	27
Relays	28
Lights	28
Displays	28
Unloading Pump	28
Switches	29
Sensors	29
AC Tank Sensors	29
Controllers	30
HC & HCS Heater Controllers	30
Preheater Controllers	30
AC and Fuel Tank Controllers	30
Transmitters	31
3" Micromotion Meter Transmitters	31
AC Tank Transmitters	31
Fuel Tank Transmitters	31
Burner Management System	32
Fireye® System	32



ASTEC[®]

www.astecindustries.com